





CONTACT US TO FIND YOUR RAGCO AFFILIATE



INDUSTRIAL

RAGCO.COM

HOSE, FITTINGS, & ACCESSORIES





- INDEPENDENCE** RAGCO stores are independently-owned-and-operated small businesses. Our affiliates run their businesses to best suit the customers in their respective markets. They are not beholden to a national sales plan or corporate masters.
- EXPERIENCE** RAGCO stores experience remarkably low turnover thanks to great employee relations. Each store offers individuals with decades of experience in the rubber industry.
- QUALITY** Factory training. Trade organization support. Measurable results. Repeatable success. RAGCO's partners support our members with the most technologically advanced training available, and industry trade organizations such as NAHAD, NIBA, and FSA play an important role in members' systems.
- SERVICE** The forgotten aspect of today marketplace? Not at your local RAGCO location. Our customers always come first. Period.
- RESPONSIVENESS** RAGCO stores offer fast answers, quick turn-around, and prompt service after the sale.
- COMPETITIVENESS** The RAGCO group's purchasing power gives each store, large or small, highly aggressive pricing to ensure competitive solutions for their respective markets.
- FABRICATION** We offer gasket fabrication, waterjet cutting, air-knife cutting, die-press cutting, slitting, CAD, molded and moldless products, vulcanization, extrusion, and much more! RAGCO stores can customize materials per your specifications.
- NETWORKING** RAGCO members meet regularly to exchange ideas, share problems and solutions, and nurture lifelong friendships.
- RELATIONSHIPS** RAGCO holds agreements with the finest manufacturers in the world including Garlock, American Biltrite, Unaflex, Thermoseal, American Braiding, and more...
- TRADITION** Decades and decades of success in the rubber and fluid sealing industry are being reinforced by the people who make RAGCO great. Second and third generations of families continue to strive for excellence in our changing economy.

TABLE OF CONTENTS

RUBBER HOSE 5

General Purpose Air & Water Hose 6	RAGCO Apollo™ Tank Truck Hose 20
LOR General Purpose Air & Water Hose..... 6	RAGCO Zeus™ UHMW Chemical Hose 21
MOR General Purpose Air & Water Hose..... 8	RAGCO Poseidon™ Oilfield Suction Hose 22
Jackhammer Hose..... 9	Hot Tar & Asphalt Hose 23
Air Tool Hose..... 9	Food Suction Hose 24
Push-On Hose..... 10	Bulk-Food Suction Hose..... 24
Non-Conductive General Purpose Hose..... 11	Liquid-Food Suction Hose..... 25
Yellow High-Pressure General Purpose Hose..... 12	Brewery / Winery Hose 26
White Creamery Wash-Down Hose..... 13	Steam Hose 27
Wire-Braided Air Hose 14	Sandblast Hose..... 28
Rubber Water-Suction Hose..... 15	Material Discharge Hose 29
Rubber Water-Discharge Hose..... 16	Hot Air Blower Hose 30
Corrugated EPDM Suction Hose..... 18	Pressure Washer Assemblies 30
Fuel Drop Hose..... 18	Chlorine/Bromine Hose 31
Abrasion-Resistant Corrugated SBR Suction Hose..... 19	

PLASTIC HOSE 33

Green PVC Suction Hose & Assemblies..... 34	Nitrile/PVC Layflat Discharge Hose..... 40
Food-Grade Clear Suction Hose 35	Black..... 40
Heavy Duty Corrugated PVC Suction Hose..... 36	Yellow 40
Blue PVC Layflat Discharge Hose & Assemblies..... 37	Clear Braided PVC Tubing..... 41
Red PVC Layflat Discharge Hose & Assemblies 39	Clear PVC Tubing 42
	Spring Wire PVC Hose..... 43

FIRE & MILL HOSE 45

DJ Fire Hose Assemblies 46
DJ Mill Hose Assemblies 47
SJ Mill Hose (And Assemblies)..... 48

METAL HOSE 51

Standard Metal Hose..... 52
High-Flexibility Metal Hose..... 54
High-Pressure Metal Hose 55
High Chemical-Resistance Metal Hose..... 56
Stripwound Metal Hose..... 57
Smooth Bore PTFE Lined Hose..... 58
Convolute Bore PTFE Lined Hose 59

HOSE FITTINGS 61

Cam & Groove Fittings 62	Universal Air Couplings 88
45- & 90-Degree Cam & Groove Fittings 72	Ground Joint Couplings 89
Cam & Groove Reducer Fittings 74	Male Stem Hex Hose Nipples..... 89
Cam & Groove "Y" & "T" Fittings..... 81	Sandblast Couplings 90
Cam & Groove X Flange 82	Hose Menders..... 91
Cam & Groove Accessories 84	Push-On Fittings..... 92
Camlock Gaskets..... 85	Brass Threaded Hose Fittings 93
Pin-Lug Couplings..... 86	Garden Hose Fittings..... 94
Combination Hose Nipples..... 87	Locking Lever Couplings 95

QUICK DISCONNECT FITTINGS 99

One-Way Shut Off..... 101	210 Series..... 122
LN Series..... 116	310 Series..... 123
SHD Series..... 117	FST Series..... 124
FRL Series 120	Blow Guns & Accessories 127

HOSE ACCESSORIES 129

Strainers..... 130	Wrenches 133
Foot Valves..... 131	Nozzles 134
Brass Ball Valves..... 131	Hydrant Adapters 135
Threaded Flanges..... 132	Hose Clamps..... 136
Whip Checks 132	

PUMPS 141

RAPID Pumps 143
RAPID Accessories..... 149

RESOURCES..... 151

General Information 152	Chemical Compatibility 173
Glossary of Terms..... 152	Rubber..... 173
Basic Hose Construction 164	Plastics..... 184
Care, Maintenance, & Storage 166	Metric Conversion Table 196
STAMPD..... 169	
Bend Radius..... 170	
Temperature/Pressure De-rating 171	
Oil Resistance Data..... 172	

* RAGCO supports the autonomy of its locations to select the best products to service their markets. Subtle variations of these specifications may exist. Contact your RAGCO affiliate for confirmation.

* RAGCO supports the autonomy of its locations to select the best products to service their markets. Subtle variations of these specifications may exist. Contact your RAGCO affiliate for confirmation.






RUBBER HOSE



GENERAL PURPOSE AIR & WATER HOSE

LOR GENERAL PURPOSE AIR & WATER HOSE



Available in various colors, this general purpose air and water hose provides job/color coding possibilities for safety and other considerations. A very economical general service air and water hose, it can be used in numerous industrial, agricultural and construction applications where oil is not a factor. It is easy to handle and very flexible due to its multi-spiral layers of durable reinforcing polyester yarn. Available in a wide variety of sizes and working pressures, it has an EPDM tube and cover that resist abrasion, heat and ozone. This hose is not to be used as a steam hose.

TUBE MATERIAL	EPDM	REINFORCEMENT	Spiral polyester yarn
COVER MATERIAL	EPDM	TEMPERATURE	-40° F – 200° F
COVER COLOR	Red, black, green, yellow, and blue		

INDUSTRY INTERCHANGE: Valueflex, Frontier, GST II, AdaptaFlex, Bosflex.

GENERAL PURPOSE AIR & WATER HOSE CONTINUED

LOR AIR & WATER HOSE CONTINUED

NOMINAL I.D. (INCHES)	(MM)	NOMINAL O.D. (INCHES)	(MM)	REINFORCEMENT SPIRALS	WORKING PRESSURE (PSI)	MIN. BEND RADIUS (INCHES)	(MM)	WEIGHT (LB/FT)	(KG/M)
3/16	4.76	0.44	11.11	2	200	N/A	N/A	0.08	0.12
1/4	6.35	0.49	12.45	2	150	1.50	38.10	0.08	0.12
1/4	6.35	0.49	12.45	2	200	1.50	38.10	0.08	0.12
1/4	6.35	0.50	14.22	2	250	1.50	38.10	0.08	0.12
1/4	6.35	0.50	15.75	2	300	1.50	38.10	0.08	0.12
5/16	7.94	0.58	14.73	2	200	2.00	50.80	0.09	0.13
5/16	7.94	0.58	15.75	2	300	2.00	50.80	0.09	0.13
3/8	9.53	0.69	17.53	2	150	2.25	57.15	0.15	0.22
3/8	9.53	0.69	17.53	2	200	2.25	57.15	0.15	0.22
3/8	9.53	0.69	17.53	2	250	2.25	57.15	0.15	0.22
3/8	9.53	0.69	17.53	2	300	2.25	57.15	0.15	0.22
1/2	12.70	0.81	20.64	2	150	3.00	76.20	0.20	0.30
1/2	12.70	0.81	20.64	4	200	3.00	76.20	0.25	0.37
1/2	12.70	0.84	21.43	4	250	3.00	76.20	0.25	0.37
1/2	12.70	0.84	21.43	4	300	3.00	76.20	0.25	0.37
5/8	15.88	0.93	23.62	4	150	3.75	95.25	0.24	0.36
5/8	15.88	0.93	23.62	4	200	3.75	95.25	0.30	0.45
5/8	15.88	1.00	25.40	4	250	3.75	95.25	0.30	0.45
5/8	15.88	1.00	25.40	4	300	3.75	95.25	0.30	0.45
3/4	19.05	1.12	28.45	4	150	4.50	114.30	0.34	0.51
3/4	19.05	1.15	29.21	4	200	4.50	114.30	0.38	0.57
3/4	19.05	1.15	29.21	4	250	4.50	114.30	0.38	0.57
3/4	19.05	1.15	29.21	4	300	4.50	114.30	0.41	0.61
1	25.40	1.37	34.80	4	150	7.00	177.80	0.43	0.64
1	25.40	1.37	34.80	4	200	7.00	177.80	0.51	0.76
1	25.40	1.43	36.20	4	300	7.00	177.80	0.51	0.76
1-1/4	31.75	1.75	44.45	4	200	8.75	222.25	0.81	1.21
1-1/2	38.10	2.00	50.80	4	200	10.50	266.70	0.89	1.34
2	50.80	2.55	64.77	4	200	14.00	355.60	1.28	1.90



MOR GENERAL PURPOSE AIR & WATER HOSE



This air and multi-purpose hose is designed to handle the oily mists used to lubricate pneumatic tools. Featuring a medium oil-resistant tube with multi-spiral polyester reinforcement, the hose remains flexible even in extreme temperatures. Its durable cover resists abrasion, cracking, weathering and ozone. Not recommended for handling fuels.

COVER COLOR	Red	OIL RESISTANCE	Medium
TUBE MATERIAL	EPDM, RMA Class C	COVER MATERIAL	EPDM
REINFORCEMENT	Spiral polyester yarn	TEMPERATURE RANGE	-40°F to +200°F

NOMINAL I.D. (INCHES)	(MM)	NOMINAL O.D. (INCHES)	(MM)	REINFORCEMENT SPIRALS	WORKING PRESSURE (PSI)	MIN. BEND RADIUS (INCHES)	(MM)	WEIGHT (LB/FT)	(KG/M)
1/4	6.35	0.50	12.70	2	200	1.50	38.10	0.09	0.13
1/4	6.35	0.50	12.70	2	300	1.50	38.10	0.15	0.22
5/16	7.94	0.62	15.75	4	300	2.00	50.80	0.14	0.21
3/8	9.53	0.69	17.53	2	200	2.25	57.15	0.15	0.22
3/8	9.53	0.69	17.53	2	300	2.25	57.15	0.18	0.27
1/2	12.70	0.81	20.64	2	200	3.00	76.20	0.19	0.28
1/2	12.70	0.84	21.34	4	300	3.00	76.20	0.25	0.37
5/8	15.88	1.00	25.40	4	300	3.75	95.25	0.30	0.45
3/4	19.05	1.15	29.21	4	250	4.50	114.30	0.37	0.55
3/4	19.05	1.15	29.21	4	250	4.50	114.30	0.37	0.55
3/4	19.05	1.15	29.21	4	300	4.50	114.30	0.37	0.55
3/4	19.05	1.15	29.21	4	300	4.50	114.30	0.37	0.55
1	25.40	1.37	34.80	4	200	7.00	177.80	0.42	0.62
1	25.40	1.43	36.20	4	300	7.00	177.80	0.50	0.74
1-1/4	31.75	1.75	44.45	4	200	8.75	222.25	0.81	1.21
1-1/2	38.10	2.00	50.80	4	200	10.50	266.70	0.94	1.40
2	50.80	2.55	64.77	4	200	14.00	355.60	1.12	1.67

INDUSTRY INTERCHANGE: Mainliner, Ortac, Super-Flex GS

* RAGCO supports the autonomy of its locations to select the best products to service their markets. Subtle variations of these specifications may exist. Contact your RAGCO affiliate for confirmation.



JACKHAMMER HOSE



Rugged four-spiral, with various psi construction, these assemblies can tackle the job that only a jackhammer can dish out. The EPDM tube and cover handle heat, ozone and weather cracking better than other compounds. These hoses are assembled at the factory, crimped with universal (Chicago, CP) fittings at each end. Durability is built in and this hose is ready for hard work. Also available in yellow.

COVER COLOR	Red (also available in yellow)	OIL RESISTANCE	Limited
TUBE MATERIAL	EPDM	COVER MATERIAL	EPDM
REINFORCEMENT	Spiral polyester yarn	TEMPERATURE RANGE	-40°F to +200°F

NOMINAL I.D. (INCHES)	(MM)	NOMINAL O.D. (INCHES)	(MM)	REINFORCEMENT SPIRALS	WORKING PRESSURE (PSI)	MIN. BEND RADIUS (INCHES)	(MM)	WEIGHT (LB/FT)	(KG/M)
3/4	19.05	1.15	29.21	4	200	4.50	114.30	0.38	0.57
3/4	19.05	1.15	29.21	4	250	4.50	114.30	0.38	0.57
3/4	19.05	1.15	29.21	4	300	4.50	114.30	0.41	0.61
1	25.40	1.37	34.80	4	200	7	177.80	0.51	0.76

INDUSTRY INTERCHANGE: Air Power, Sledgehammer

AIR TOOL HOSE

This lightweight utility-grade air hose is economically designed for indoor and outdoor applications operating in temperate climate conditions. Pre-assembled in 50-foot sections and coupled with brass 1/4" male pipe thread fitting on each end. Mostly assembled with rubber or PVC hose. Custom lengths available.



TUBE MATERIAL	EPDM or PVC	FITTINGS	Brass 1/4" MPT both ends
COVER MATERIAL	EPDM or PVC	STANDARD LENGTH	50ft
REINFORCEMENT	Spiral polyester yarn	TEMPERATURE RANGE	14°F to +150°F

* RAGCO supports the autonomy of its locations to select the best products to service their markets. Subtle variations of these specifications may exist. Contact your RAGCO affiliate for confirmation.



PUSH-ON HOSE



Designed specifically for use with robotic welders and industrial applications requiring an MSHA-approved flame-resistant cover, Push-On Hose is a premium 300 psi, oil-resistant, non-conductive push-on hose that provides safe and reliable performance in oily and harsh conditions. It features an excellent coupling retention and a superior hold created by a unique spiral angle design and polyester reinforcement that firmly grips the fitting and will not give under pressure.

TUBE MATERIAL	Nitrile, RMA Class A	REINFORCEMENT	Spiral polyester
COVER MATERIAL	Nitrile/PVC RMA Class A	TEMPERATURE	-30°F to +180°F
OIL RESISTANCE	High	CONSTRUCTION	Non-conductive
COVER COLORS	Black, blue, gray, red, green or yellow		

COLOR	NOMINAL I.D.		NOMINAL O.D.		REINFORCEMENT SPIRALS	WORKING PRESSURE (PSI)	MIN. BEND RADIUS		WEIGHT	
	(INCHES)	(MM)	(INCHES)	(MM)			(INCHES)	(MM)	(LB/FT)	(KG/M)
Black	1/4	6.35	0.50	12.70	2	300	1.50	38.10	0.10	0.15
	3/8	9.53	0.63	15.88	2	300	2.25	57.15	0.13	0.19
	1/2	12.70	0.75	19.05	2	300	3.00	76.20	0.16	0.24
	5/8	15.88	0.91	23.02	2	300	3.75	95.25	0.23	0.34
	3/4	19.05	1.03	26.19	2	300	4.50	114.30	0.26	0.39
Blue	1/4	6.35	0.50	12.70	2	300	1.50	38.10	0.10	0.15
	3/8	9.53	0.63	15.88	2	300	2.25	57.15	0.13	0.19
	1/2	12.70	0.75	19.05	2	300	3.00	76.20	0.16	0.24
Gray	1/4	6.35	0.50	12.70	2	300	1.50	38.10	0.10	0.15
	3/8	9.53	0.63	15.88	2	300	2.25	57.15	0.13	0.19
	1/2	12.70	0.75	19.05	2	300	3.00	76.20	0.16	0.24
Red	1/4	6.35	0.50	12.70	2	300	1.50	38.10	0.10	0.15
	3/8	9.53	0.63	15.88	2	300	2.25	57.15	0.13	0.19
	1/2	12.70	0.75	19.05	2	300	3.00	76.20	0.16	0.24
Green	1/4	6.35	0.50	12.70	2	300	1.50	38.10	0.10	0.15
	3/8	9.53	0.63	15.88	2	300	2.25	57.15	0.13	0.19
	1/2	12.70	0.75	19.05	2	300	3.00	76.20	0.16	0.24
Yellow	3/8	9.53	0.63	15.88	2	300	2.25	57.15	0.13	0.19

INDUSTRY INTERCHANGE: Flex-Loc, InstaGrip, Super-Lok GS



NON-CONDUCTIVE GENERAL PURPOSE HOSE



This hose is designed to stand up to the tough working conditions found in shipyards, steel processing automotive plants and construction industries, as well as aluminum reduction and other applications where a high degree of electrical non-conductivity is required. Its spiral, polyester, reinforcing cords provide strength and flexibility even in extreme temperatures, and its NBR tube and synthetic cover can convey oil, diesel, kerosene, fuel oil and other petroleum-based products while resisting oil, solvents, cracking, abrasion and ozone. It provides a constant pressure of either 250 or 300 psi, 1/4" through the 1-1/2" sizes. Not recommended for a variety of unleaded gasoline types.

TUBE MATERIAL	Nitrile, RMA Class A	REINFORCEMENT	Spiral polyester
COVER MATERIAL	Red. Nitrile/PVC RMA Class A.	TEMPERATURE	-30°F to +180°F
OIL RESISTANCE	High	CONSTRUCTION	Non-conductive

NOMINAL I.D.	NOMINAL O.D.		REINFORCEMENT SPIRALS	WORKING PRESSURE (PSI)	MIN. BEND RADIUS		WEIGHT		
	(INCHES)	(MM)			(INCHES)	(MM)	(LB/FT)	(KG/M)	
1/4	6.35	0.62	15.75	4	300	1.50	38.10	0.16	0.24
3/8	9.53	0.69	17.53	4	300	2.25	57.15	0.18	0.27
1/2	12.70	0.84	21.34	4	300	3.00	76.20	0.25	0.37
3/4	19.05	1.15	29.21	4	300	4.50	114.30	0.42	0.62
1	25.40	1.43	36.20	4	300	7.00	177.80	0.63	0.94
1-1/4	31.75	1.78	45.24	4	250	8.75	222.25	0.81	1.21
1-1/2	38.10	2.03	51.59	4	250	10.50	266.70	0.95	1.41

INDUSTRY INTERCHANGE: Versicon, Super MPT II



HEAVY-DUTY YELLOW MULTI-PURPOSE



A highly versatile, multi-purpose hose designed for high pressure applications and extreme temperature environments ranging from -40°F to +212°F. It is ideal for use in rock-drilling, air-hammer and water-jetting applications in heavy construction, mining or quarry operations, as well as the transfer of petroleum or other solvent solutions, and washer operations. This hose is non-conductive and MSHA-approved with a Class A RMA rating, providing a constant 1,000 psi working pressure, with a minimum 4:1 burst safety factor.

COVER MATERIAL	Yellow; XNBR, RMA Class A (Pin Pricked)	OIL RESISTANCE	High
TUBE MATERIAL	NBR, RMA Class A	TEMPERATURE RANGE	-40°F to +212°F
REINFORCEMENT	4-spiral aramid fiber – 3/4" and 1" sizes 4-spiral polyester yarn – 1/4", 3/8", 1/2" sizes		

NOMINAL I.D. (INCHES) (MM)		NOMINAL O.D. (INCHES) (MM)		REINFORCEMENT SPIRALS	WORKING PRESSURE (PSI)	MIN. BEND RADIUS (INCHES) (MM)		WEIGHT (LB/FT) (KG/M)	
1/4	6.35	0.63	15.88			4	1000	1.50	38.10
3/8	9.53	0.75	19.05	4	1000	2.25	57.15	0.22	0.33
1/2	12.70	0.94	23.81	4	1000	3.00	76.20	0.24	0.36
3/4	19.05	1.13	28.58	4	1000	4.50	114.30	0.35	0.52
1	25.40	1.50	38.10	4	1000	7.00	177.80	0.47	0.70

INDUSTRY INTERCHANGE: Hercules, Fortress

WHITE WASH-DOWN




This white wash-down hose or "creamery hose" is designed for wash-down service in creameries, dairies, packing houses, canneries and food processing plants. It features an EPDM tube and cover that resist scuffing and cracking, and is color-coded white to indicate wash-down service and cleanliness. This hose handles hot water up to 200°F at 50 psi, and is rated for working pressures up to 250 psi on 1/2" I.D.

COVER COLOR	White	OIL RESISTANCE	High
COVER MATERIAL	EPDM	TEMPERATURE RANGE	-40°F to +180°F
TUBE MATERIAL	EPDM	REINFORCEMENT	Spiral polyester yarn

NOMINAL I.D. (INCHES) (MM)		NOMINAL O.D. (INCHES) (MM)		REINFORCEMENT SPIRALS	WORKING PRESSURE (PSI)	MIN. BEND RADIUS (INCHES) (MM)		WEIGHT (LB/FT) (KG/M)	
1/2	12.70	0.91	23.02			4	250	3.00	76.20
3/4	19.05	1.25	31.75	4	200	4.50	114.30	0.50	0.74

INDUSTRY INTERCHANGE: Dari-Preen, Sani-Wash



WIRE-BRAIDED AIR HOSE

For heavy-duty air supply in mining, quarries, construction, industrial air placement, sandblasting and heavy-duty equipment rental. Oil mist-resistant tube with high working pressure. Cover is bright yellow and heavy duty for great durability.

CONSTRUCTION	Tube is nitrile blend, smooth and black	TEMPERATURE	-25°F (-32°C) to +200°F (+93°C)
COVER	SBR, yellow, fabric impression and pin-pricked	REINFORCEMENT	2 spiral wires

ID	OD	WP (PSI)	MIN BEND RADIUS	WEIGHT/FT (LBS)
1/2"	0.91"	600	5.5"	0.36
3/4"	1.22"	600	8.3"	0.6
1"	1.49"	600	11"	0.8
1-1/4"	1.81"	600	13.8"	1.05
1-1/2"	2.04"	600	16.5"	1.24
2"	2.60"	600	22"	1.8
2-1/2"	3.15"	600	27.5"	2.4
3"	3.70"	600	33.1"	3.22
4"	4.88"	600	44.1"	4.7
6"	6.89"	600	63"	6.82

INDUSTRY INTERCHANGE: Ultrabraid, Thoro-Braid, Air Drill, Contractor's Air



RUBBER WATER-SUCTION HOSE

A flexible and economical hose for suction, discharge, or gravity flow of water in construction, mining, oil exploration, agriculture and equipment rental. Resistant to water-based AG fertilizers and salt water. Cover is abrasion- and weather-resistant.

CONSTRUCTION	Tube is EPDM blend, smooth and black	TEMPERATURE	-25°F (-32°C) to +185°F (+85°C)
COVER	EPDM blend with a fabric impression	REINFORCEMENT	2-ply or 4-ply synthetic fabric with a double wire helix

ID	OD	WP (PSI)	VACUUM (HG)	MIN BEND RADIUS	WEIGHT/FT (LBS)
1"	1.42"	150	Full	3.75"	0.5
1-1/4"	1.7"	150	Full	6"	0.75
1-1/2"	1.96"	150	Full	6.5"	0.8
2"	2.49"	150	Full	8"	1.11
2-1/2"	2.99"	150	Full	10"	1.75
3"	3.5"	150	Full	12"	2.24
4"	4.53"	150	Full	18"	2.79
5"	5.68"	150	Full	26"	3.25
6"	6.54"	150	Full	31"	5.75
8"	8.79"	150	Full	42"	6.59
10"	10.91"	75	Full	50"	10.25
12"	12.91"	75	25	60"	13.5
14"	15.13"	75	25	72"	16.75

INDUSTRY INTERCHANGE: Transporter, Con-Ag, Day-Flo 7257, Barracuda, Otter



TWO-PLY WATER DISCHARGE HOSE




For medium-duty discharge of water in construction, mining, oil exploration, agriculture, equipment rental, and more. Can be crimped or banded to make assemblies per your specifications.

COVER MATERIAL	Wrapped EPDM blend	REINFORCEMENT	Two-ply, high-tensile fiber cord plies
TUBE MATERIAL	EPDM or EPDM blend	TEMPERATURE RANGE	-40° F to 185° F

I.D.	O.D.	REIN. PLYS	MAX. W.P. AT 68°F	MIN. BEND RADIUS	WEIGHT
1 1/2 in	1.81 in	2	150 psi	15.00 in	0.60 lb/ft
2 in	2.31 in	2	150 psi	20.00 in	0.84 lb/ft
2 1/2 in	2.75 in	2	150 psi	25.00 in	0.91 lb/ft
3 in	3.38 in	2	150 psi	30.00 in	1.12 lb/ft
4 in	4.37 in	2	150 psi	40.00 in	1.25 lb/ft
5 in	5.51 in	2	150 psi	50.00 in	2.29 lb/ft
6 in	6.50 in	2	150 psi	60.00 in	3.45 lb/ft
8 in	8.50 in	2	100 psi	80.00 in	4.30 lb/ft
10 in	10.50 in	2	100 psi	100.00 in	5.40 lb/ft
12 in	12.50 in	2	100 psi	120.00 in	6.75 lb/ft

INDUSTRY INTERCHANGE: WD-150, Plicord, Day-Flo 7306, Steelhead, Leader

FOUR-PLY WATER DISCHARGE HOSE




For heavy-duty discharge of water in construction, mining, oil exploration, agriculture, equipment rental, in-plant service and more. Can be crimped or banded to make assemblies per your specifications.

COVER MATERIAL	Wrapped EPDM blend	REINFORCEMENT	Four-ply, high-tensile fiber cord plies
TUBE MATERIAL	EPDM or EPDM blend	TEMPERATURE RANGE	-40° F to 185° F

I.D.	O.D.	REIN. PLYS	MAX. W.P. AT 68°F	MIN. BEND RADIUS	WEIGHT
1 1/2 in	2.00 in	4	250 psi	15.00 in	0.83 lb/ft
2 in	2.56 in	4	250 psi	20.00 in	1.11 lb/ft
2 1/2 in	3.07 in	4	250 psi	25.00 in	1.24 lb/ft
3 in	3.58 in	4	225 psi	30.00 in	1.50 lb/ft
4 in	4.61 in	4	200 psi	40.00 in	1.85 lb/ft
6 in	6.57 in	4	150 psi	60.00 in	3.90 lb/ft
8 in	8.66 in	4	125 psi	80.00 in	5.25 lb/ft
10 in	10.66 in	4	125 psi	100.00 in	6.29 lb/ft
12 in	12.68 in	4	125 psi	120.00 in	7.83 lb/ft

INDUSTRY INTERCHANGE: Plicord HD, SS110





CORRUGATED EPDM SUCTION HOSE

This lightweight, flexible, and durable hose makes for easy handling in irrigation lines, septic service, trash pumps, marine, and irrigation applications. Known as Tigerflex Green or Series 2000. Can be crimped or banded to make assemblies per your specifications.

CONSTRUCTION	EPDM tube w/ polyethylene helix	TEMPERATURE RANGE	-40° F to 160° F
---------------------	---------------------------------	--------------------------	------------------

I.D.	O.D.	APPROX W.P. @ 140° F (PSI)	APPROX BURST PRESSURE @ 72° F (PSI)	VACUUM RATING (IN/HG)	REC MIN BEND RADIUS @ 72° F (INCH)	APPROX WEIGHT (LBS/FT)
1"	1.34"	80	240	28	4	0.23
1 1/4"	1.61"	70	210	28	5	0.3
1 1/2"	1.96"	60	180	28	6	0.49
2"	2.49"	60	180	28	9	0.69
2 1/2"	3"	50	150	28	11	0.91
3"	3.6"	50	150	28	12	1.205
4"	4.69"	45	135	28	17	1.83
6"	6.86"	35	105	20	17	3.84

INDUSTRY INTERCHANGE: Tiger-Green, Series 2000, Masterflex 300, 300EPDM



FUEL DROP HOSE


Tank-truck gravity drop hose for such items as gasoline, naphtha, kerosene, light and heavy oil, diesel, and up to 15% ethanol mixture. Not for biodiesel.

CONSTRUCTION	Nitrile rubber, rigid PVC helix, synthetic braiding, smooth bore, static grounding wire, corrugated O.D.
TEMPERATURE	-30°F to 140°F

I.D.	O.D.	PITCH	WORKING PRESSURE (PSI)	MIN. BEND RADIUS	VACUUM RATING (IN/HG)	WEIGHT/FT (LBS)
2"	2.68"	.39"	65	5"	29.8	1.13
3"	3.68"	.59"	65	6"	29.8	1.37
4"	4.82"	.65"	65	8"	29.8	2.16

INDUSTRY INTERCHANGE: Paladin, SP204, 120LT, Spiralite 5000-00

ABRASION-RESISTANT CORRUGATED SBR SUCTION HOSE



Abrasive suction for crushed rock, sand, dry fertilizer, small gravel and powdered cement. Can also be used as a boom hose for catch basin clean-out. Lightweight, heavy-duty abrasion resistance, -40°F cold-weather resistance, sub-zero flexibility, and a ground wire is not needed as the tube-and-cover compound are static-dissipating.

CONSTRUCTION	Abrasion-resistant SBR tube and cover that are both static-dissipating with a sturdy clockwise helix
TEMPERATURE RANGE	-40° F to 160° F

I.D.	O.D.	WORKING PRESSURE (PSI)	MINIMUM BEND RADIUS	VACUUM (IN/HG)	WEIGHT/FT (LBS)
1 1/2"	1.82"	45	2"	29	.37
2"	2.35"	40	2.5"	29	.50
2 1/2"	2.95"	35	2.5"	29	.88
3"	3.51"	35	3"	29	1.1
4"	4.63"	30	4.5"	29	1.76
5"	5.75"	30	5"	28	2.47
6"	6.73"	30	9"	28	3.09
8"	9.04"	30	15"	27	5.65



RAGCO APOLLO™ TANK TRUCK HOSE




RAGCO Apollo Tank Truck Hose is a top-of-the-line product for use in tank truck and in-plant operations to transfer gasoline, oil, ethanol blends and other petroleum-base products up to 50% aromatic content. It is designed for pressure, gravity flow, or full-suction service.

CONSTRUCTION TUBE	Nitrile synthetic rubber RMA Class A (High Oil Resistance)	
COVER MATERIAL	Black (red stripe), petroleum, resistant, synthetic rubber smooth cover; wrapped finish	
REINFORCEMENT	Spiral-plyed synthetic fabric with wire helix	TEMPERATURE RANGE -35 °F to 200 °F (-37 °C to 93 °C)

NOMINAL I.D. (INCHES)	NOMINAL I.D. (MM)	NOMINAL O.D. (INCHES)	NOMINAL O.D. (MM)	WORKING PRESSURE (PSI)	WORKING PRESSURE (MPA)	VACUUM (IN/HG)	MIN. BEND RADIUS (INCHES)	MIN. BEND RADIUS (MM)	WEIGHT (LB/FT)	WEIGHT (KG/M)
3/4	19.1	1.22	31	150	1.03	29	2	51	0.47	0.7
1	25.4	1.5	38.1	150	1.03	29	2	51	0.63	0.94
1 1/4	31.8	1.76	44.7	150	1.03	29	3	76	0.79	1.18
1 1/2	38.1	2.03	51.6	150	1.03	29	4	102	0.99	1.47
2	50.8	2.55	64.8	150	1.03	29	5	114	1.3	1.93
2 1/2	63.5	3.07	78	150	1.03	29	6	146	1.66	2.47
3	76.2	3.57	90.7	150	1.03	29	7	178	2.03	3.02
4	101.6	4.6	116.8	150	1.03	29	10	254	2.68	3.99
6	152.7	6.78	171.9	150	1.03	29	30	762	5.61	8.36

INDUSTRY INTERCHANGE: Flexwing, Transporter Black, Translite, Longhorn, Puma

RAGCO ZEUS™ UHMWPE CHEMICAL HOSE



RAGCO Zeus UHMWPE Chemical Hose is a high-end industrial hose for the transfer of corrosive fluids and solvents in suction or discharge applications. It handles the majority of common industrial chemicals.


CONSTRUCTION TUBE	Ultra-High Molecular Weight Polyethylene (UHMWPE)	
COVER MATERIAL	Corrugated, abrasion-resistant, synthetic rubber. Usually blue or green.	
REINFORCEMENT	Spiral-plyed synthetic fabric with double wire helix	TEMPERATURE RANGE -40°F to 150°F (-40°C to 66°C)

NOMINAL I.D. (INCHES)	NOMINAL I.D. (MM)	NOMINAL O.D. (INCHES)	NOMINAL O.D. (MM)	WORKING PRESSURE (PSI)	WORKING PRESSURE (MPA)	VACUUM (IN/HG)	MIN. BEND RADIUS (INCHES)	MIN. BEND RADIUS (MM)	WEIGHT (LB/FT)	WEIGHT (KG/M)
3/4	19.1	1.22	31	200	1.38	29	4	89	0.46	0.68
1	25.4	1.47	37.3	200	1.38	29	4	102	0.6	0.89
1 1/4	31.8	1.73	43.9	200	1.38	29	4	102	0.73	1.09
1 1/2	38.1	1.97	50	200	1.38	29	5	127	0.84	1.25
2	50.8	2.55	64.8	200	1.38	29	6	152	1.22	1.92
2 1/2	63.5	3.14	79.8	200	1.38	29	8	203	1.78	2.65
3	76.2	3.63	92.2	200	1.38	29	9	229	2.11	3.14
4	101.6	4.67	118.6	200	1.38	29	10	254	2.81	4.18

INDUSTRY INTERCHANGE: FabChem, Ultra-Chem, Blue Thunder, Chem-Cat, Renegade



RAGCO POSEIDON™ OILFIELD SUCTION HOSE



RAGCO Poseidon Oilfield Suction Hose is an exceptional product for use in transfer hose service, cleaning sediment from oil storage tanks, and other general service applications. The tube is an oil-resistant synthetic rubber. Do not use with gasoline or other refined products with aromatic content that exceeds 35%.

TUBE	Synthetic rubber	REINFORCEMENT	Spiral-plyed synthetic fabric with wire helix
COVER	Black SBR synthetic rubber (smooth cover)	TEMPERATURE	-25°F to 180°F (-32°C to 82°C)

NOMINAL I.D. (INCHES)	NOMINAL I.D. (MM)	NOMINAL O.D. (INCHES)	NOMINAL O.D. (MM)	WORKING PRESSURE (PSI)	WORKING PRESSURE (MPA)	VACUUM (IN/HG)	MIN. BEND RADIUS (INCHES)	MIN. BEND RADIUS (MM)	WEIGHT (LB/FT)	WEIGHT (KG/M)
1	25.4	1.49	37.8	150	1.03	29	3	75	0.64	0.95
1 1/4	31.75	1.74	44.2	150	1.03	29	3	75	0.77	1.14
1 1/2	38.1	1.99	50.6	150	1.03	29	4	102	0.91	1.36
2	50.8	2.49	63.2	150	1.03	29	4.5	114	1.71	1.74
2 1/2	63.5	3.1	76.4	150	1.03	29	5.75	146	1.48	2.2
3	76.2	3.54	89.9	150	1.03	29	7	178	1.91	3.96
4	101.6	4.59	116.5	150	1.03	29	10	254	2.82	4.19

HOT TAR & ASPHALT HOSE



Hot Tar & Asphalt Hose is an industrial suction and discharge hose designed to handle high-temperature materials such as hot asphalt, glue, oil, tar and wax to 300°F continuous and 350°F intermittent (149°C/177°C). The hose also handles refined fuels such as biodiesel (to B100 in dedicated service), diesel, ethanol and gasoline. The hose construction incorporates a dual wire helix that provides full suction capability, kink resistance and a path to conduct a static electrical charge to ground. The cover is resistant to abrasion, heat, oil and weathering.


TUBE MATERIAL	Black nitrile	REINFORCEMENT	Two textile plies with dual wire helix
COVER	Wrapped	TEMPERATURE	-20°F to 350°F

I.D.	O.D.	WORKING PRESSURE (PSI)	VACUUM (IN/HG)	MINIMUM BEND RADIUS	WEIGHT / FT
2"	2.72"	150	29	10"	1.8 lbs
3"	3.78"	150	29	15"	2.94 lbs
4"	4.80"	150	29	20"	3.89 lbs

INDUSTRY INTERCHANGE: Pyroflex, SS387



FOOD SUCTION HOSE



BULK FOOD SUCTION HOSE

For suction of flour, sugar, syrup, grains, or similar products. FDA-grade, white, natural-rubber tube. All sizes rated for full vacuum.

CONSTRUCTION	Tube is white natural rubber, FDA grade. Cover is natural rubber. Two-ply reinforcement with a steel wire helix.
TEMPERATURE	-40°F (-40°C) to +150°F (+66°C)

I.D.	O.D.	WORKING PRESSURE (PSI)	VACUUM (HG)	MIN. BEND RADIUS	WEIGHT/FT (LBS)
1"	1.49"	150	29	4 ½"	.69
1-1/2"	2.05"	150	29	5"	.98
2"	2.66"	150	29	6"	1.37
2-1/2"	3.07"	150	29	8"	1.67
3"	3.62"	150	29	10"	2.14
3-1/2"	4.21"	150	29	12"	2.6
4"	4.72"	150	29	20"	3.14
4-1/2"	5.27"	150	29	22"	3.94
5"	5.71"	150	29	24"	4.67
6"	6.77"	150	29	26"	5.98
8"	8.78"	150	29	32"	9.36
10"	10.83"	125	29	44"	11.57
12"	12.83"	100	29	60"	15.27

INDUSTRY INTERCHANGE: Tan Flextra, Type 96, 690S

FOOD SUCTION HOSE CONTINUED

LIQUID FOOD SUCTION HOSE



For suction of liquid food products. Tube resists oily material.

CONSTRUCTION	Tube is white nitrile rubber, FDA grade. Cover is nitrile. Two-ply reinforcement with a steel wire helix.
TEMPERATURE	-25°F (-32°C) to +200°F (+93°C)

I.D.	O.D.	WORKING PRESSURE (PSI)	VACUUM (HG)	MIN. BEND RADIUS	WEIGHT/FT (LBS)
¾"	1.10"	150	29	2 ½"	.34
1"	1.49"	150	29	3 1/8"	.45
1-1/2"	2.05"	150	29	4"	1.06
2"	2.66"	150	29	5"	1.35
3"	3.62"	150	29	6"	2.08
4"	4.72"	150	29	8"	3.21

INDUSTRY INTERCHANGE: Plicord, Gray Shadow, SW432



BREWERY/WINERY HOSE



A state-of-the-art designed rubber hose based on the specific requirements of the modern-day brewery or winery. Rugged but flexible construction with a super smooth white hose tube, this hose is for non-oily applications, is microbe-resistant, and has an EPDM cover that resists dirt scuffs and is easily cleaned. Built on stainless steel mandrels for cleanliness and meets FDA, USDA and 3-A (certificate #1376) requirements.

TUBE MATERIAL	White chlorobutyl (non-oily applications)	COVER MATERIAL	EPDM
REINFORCEMENT	Multiple plies of polyester tire cord, dual monofilament helix rods		
TEMPERATURE	-40°F (-40°C) to +240°F (+116°C) (Can be open-end steam-cleaned) CIP to 248°F (+120°C)		

I.D.	O.D.	W.P. (PSI)	MIN BEND RADIUS	VACUUM (HG)	WEIGHT/FT (LBS)
3/4"	1.41"	250	4"	Full	0.33
1"	1.64"	250	4"	Full	0.48
1 1/2"	2.14"	250	5"	Full	0.65
2"	2.77"	250	7"	Full	1.26
2 1/2"	3.29"	250	13"	Full	1.54

INDUSTRY INTERCHANGE: NovaBrew, Vintner

STEAM HOSE



Rugged wire-braided steam hose recommended for saturated and super-heated steam applications. Used in shipyards, manufacturing, chemical and petroleum plants, food, lumber, pulp, and processing industries. Cover is weather- and ozone-resistant. Available with chlorobutyl tube.

TUBE	EPDM	REINFORCEMENT	Steel wire plies
COVER	EPDM	TEMPERATURE	-40°F to 450°F

ID	O.D.	WORKING PRESSURE (PSI)	VACCUM (IN/HG)	MIN. BEND RADIUS	WEIGHT/FT (LBS)
1/2"	1.00"	250	N/A	5.9"	0.4
3/4"	1.25"	250	N/A	8.3"	0.51
1"	1.5"	250	N/A	11"	0.67
1 1/4"	1.81"	250	N/A	14"	0.87
1 1/2"	2.13"	250	N/A	16.5"	1.11
2"	2.64"	250	N/A	22"	1.8
3"	3.81"	250	N/A	30"	3.17

INDUSTRY INTERCHANGE: Plicord Steam, BurstProof, Steam-Lance, Steam King, Concord





SANDBLAST HOSE

Used with grit, aluminum oxide, glass beads, etc., and is ideal for rugged use in shipyards and construction sites.


SAFETY FACTOR	4:1	REINFORCEMENT	High tensile tire cord plies
COVER MATERIAL	Black, SBR (pin-pricked)	TEMPERATURE	-40°F to 190°F
TUBE MATERIAL	Black, SBR/GUM, wear-resistant, static-dissipating materials		

I.D.	O.D.	WORKING PRESSURE (PSI)	REINFORCEMENT PLYS	WEIGHT/FT
1/2"	1 1/8"	150	2	.4 lbs
3/4"	1 1/2"	150	4	.57 lbs
1"	1 7/8"	150	4	.94 lbs
1 1/4"	2 1/8"	150	4	1.18 lbs
1 1/2"	2 3/8"	150	4	1.35 lbs

INDUSTRY INTERCHANGE: Plicord Blast, Blast-Flex, Sand Blast 7245, Concord

MATERIAL SUCTION HOSE

Hard-wall hose designed with a high abrasion-resistant tube. Ideal for applications where suction and/or discharge of abrasive media is required. Can be crimped or banded to make assemblies per your specifications.



TUBE	Gum rubber or gum rubber blend	REINFORCEMENT	Fiber cord plies, helical wire
COVER	SBR	TEMPERATURE	-40°F to 185°F

I.D.	O.D.	WORKING PRESSURE (PSI)	VACCUM (IN/HG)	MIN. BEND RADIUS	WEIGHT/FT (LBS)
1 1/4"	1.81"	75	29	4"	0.77
1 1/2"	2.1"	75	29	4"	1.11
2"	2.6"	75	29	12"	1.3
2 1/2"	3.11"	75	29	17"	1.65
3"	3.66"	75	29	18"	2.25
4"	4.69"	75	29	24"	2.93
5"	5.7"	75	29	30"	3.83
6"	6.73"	75	29	32"	5
8"	9.13"	60	29	40"	10.05

MATERIAL DISCHARGE HOSE

Soft-wall hose designed with a high abrasion-resistant tube. Ideal for applications where discharging of abrasive media is required. Can be crimped or banded to make assemblies per your specifications. Available in 1/8" 3/16" and 1/4" tube.



TUBE	Nitrile/SBR blend, static dissipating	REINFORCEMENT	Fiber cord plies
COVER	SBR	TEMPERATURE	-40°F to 185°F

I.D.	O.D.	WORKING PRESSURE (PSI)	VACCUM (IN/HG)	MIN. BEND RADIUS	WEIGHT/FT (LBS)
4"	4.68"	75	N/A	40"	2.42
5"	5.68"	75	N/A	50"	2.92

* 3/16" thick tube shown.

INDUSTRY INTERCHANGE: Black Softwall, SS147, 609W, Lynx



HOT AIR BLOWER HOSE



Premium level hose for connecting blower to flow lines on dry-bulk trailers. The tube of this hose is designed to handle the heat from the air blower supply, and the cover is designed to handle the effects of weather and ozone. Can be crimped or banded to make assemblies per your specifications.

TUBE	EPDM	REINFORCEMENT	High tensile fiber cord plies, metal helix
COVER	Brown EPDM	TEMPERATURE	-40°F to 225°F (350°F intermittent)

I.D.	O.D.	REIN. PLYS	MAX. W.P. AT 68°F	MIN. BEND RADIUS	WEIGHT
3 in	3.56 in	2	50 psi	5.50 in	1.93 lb/ft
4 in	4.60 in	2	50 psi	7.00 in	2.65 lb/ft

INDUSTRY INTERCHANGE: Pyroflex, Transporter, Dragon Breath, Wildcat

PRESSURE WASHER HOSE



This wire-reinforced hose is rated for 3,000 psi to 5,000 psi service. It's coupled with 3/8" MPT swivel X 3/8" MPT stationary fittings with ergonomic bend restrictors at each end. It can be used with hot or cold water and mild detergents, but is not recommended for steam service. Good to 212°F.

COLOR	Black	SIZE	3/8" I.D. x 50'
FITTINGS	3/8" MPT Swivel X 3/8" MPT Stationary		

*Available in custom sizes, lengths, and configurations.

STANDARD LENGTHS	COUPLING	I.D. X LENGTH	MAX. W.P.	WEIGHT
50 ft	3/8" MNPT x 3/8" MSPT with Ergonomic Bend Restrictor Each End	3/8" x 50'	3000 psi	10.02 lb/ft

*Tables display most prevalent versions of material. Unlisted durometers and manipulations to these specification can be custom manufactured.

CHLORINE/BROMINE HOSE



Chlorine transfer is recognized as one of the most challenging and potentially hazardous hose applications. Aware of the clear need for safety, reliability and performance, Titeflex has engineered a unique product to meet the demands of this critical application. Titeflex S818XX chlorine hoses are internationally accepted and recognized for providing many years of unparalleled safety and performance.

APPLICATION ADVANTAGES:

- No Phthalate. Titeflex only uses 100% PTFE in the liner that remains flexible and does not leach.
- Engineered specifically to meet the critical application conditions of chlorine transfer
- Used worldwide by major chemical producers
- Meets or exceeds the Chlorine Institute guidelines, Pamphlet 6, Appendix A
- S818XX assemblies are more flexible and resilient than metal hose. The PTFE innercore is virtually stress-free in continuous flexing installations. The convolutions of Titeflex chlorine hose are shallow and helical, rather than annular as in metal hose, to facilitate draining and cleaning, and reduce transfer time cycles.
- Titeflex chlorine transfer hose is currently available in 1/2" and 1" IDs. It offers full-flow characteristics for faster loading and unloading, and are supplied directly from the Titeflex plant in lengths from one to 30 feet.
- For quality assurance and traceability, each factory-made and tested assembly is serialized and recorded at Titeflex, along with the installation location and date. The assembly is also clearly tagged with its pressure and temperature ratings.

APPLICATIONS:

- Titeflex 1/2" chlorine hose for replacing copper whips at chlorine repackaging plants filling one-ton containers and 100/150-lb. cylinders
- Size 1" chlorine hose for rail car loading and unloading

HOSE CONSTRUCTION:


- Convolute PTFE core with a double layer of PVDF braid
- 1" hoses are covered with a CPE jacket for abrasion protection
- Optional heavy-duty, high-density polyethylene spiral wrap available
- Schedule 80 monel male pipe fittings
- Monel schedule MSS type A stub ends available for 1" size
- 1/2" size males have a press-fit liner/insert to prevent erosion
- S818XX hose's innercore is thermally treated to enhance hose performance in extreme applications.

TEMPERATURE RANGE:

- -40°F to 120°F (-40°C to 49°C)



PLASTIC HOSE



GREEN PVC SUCTION HOSE



Economical suction hose for water and light chemical applications. Can be crimped or banded to make assemblies per your specifications.

CONSTRUCTION	Green PVC w/ white helix
TEMPERATURE RANGE	-10°F to 130°F / -32°C to 85°C

I.D.	O.D.	REC W.P. @ 72° F (PSI)	APPROX W.P. @ 140° F (PSI)	VACUUM RATING (IN/ HG)	REC MIN BEND RADIUS @ 72° F (INCH)	APPROX BURST PRESSURE @ 72° F (PSI)	APPROX WEIGHT (LBS/ FT)
3/4"	1.01"	100	42	28	2	300	0.2
1"	1.27"	90	42	28	3	300	0.27
1 1/4"	1.53"	90	42	28	4	270	0.36
1 1/2"	1.82"	90	42	28	5	270	0.47
2"	2.36"	70	37	28	6	210	0.636
2 1/2"	2.98"	65	32	28	8	195	0.92
3"	3.44"	55	28	28	9	165	1.2
4"	4.52"	50	28	28	13	150	1.87
5"	5.65"	45	CALL	28	21	135	3
6"	6.8"	45	CALL	28	24	135	4.56
8"	8.95"	40	CALL	28	35	120	7.05
10"	11.34"	40	CALL	28	41	120	12.37
12"	13.39"	35	CALL	26	53	105	15.66

CLEAR PVC SUCTION HOSE



Economical suction hose for water and light chemical applications where inspection of material flow is necessary. Available in FDA food grade.

CONSTRUCTION	Clear PVC w/ white helix
TEMPERATURE RANGE	-10°F to 130°F / -32°C to 85°C

I.D.	O.D.	REC W.P. @ 72° F (PSI)	W.P. @ 149	VACUUM RATING (IN/ HG)	REC MIN BEND RADIUS @ 72° F (INCH)	APPROX BURST PRESSURE @ 72° F (PSI)	APPROX WEIGHT (LBS/ FT)
3/4"	1.02"	100	42	28	2	300	0.21
1"	1.29"	90	42	28	3	300	0.29
1 1/4"	1.84"	90	42	28	4	270	0.38
1 1/2"	1.84"	90	42	28	4	270	0.49
2"	2.39"	70	37	28	5	210	0.71
1 1/2"	2.92"	65	32	28	7	195	0.98
3"	3.46"	55	28	28	8	165	1.28
4"	4.56"	50	28	28	12	150	2.02
5"	5.65"	45	CALL	28	20	135	2.97
6"	6.8"	45	CALL	28	23	135	4.39
8"	8.95"	40	CALL	28	34	120	6.79
10"	11.34"	40	CALL	28	40	120	11.88
12"	13.19"	35	CALL	28	50	105	15.07

CORRUGATED PVC SUCTION HOSE

HEAVY DUTY



Heavy-duty suction and discharge hose for use in a variety of industries, such as rental pumping equipment and applications where the hose needs to slide easily, or visual confirmation of material flow is necessary.

TUBE AND COVER	Clear, flexible PVC with synthetic yarn braiding	REINFORCEMENT	Orange, rigid PVC helix
SAFETY FACTOR	3:1	TEMPERATURE	-4°F to +150°F

I.D.	O.D.	RECOM. REC W.P. @ 72° F (PSI)	APPROX BURST PRESSURE @ 72° F (PSI)	VACUUM RATING @ 72° F (IN/HG)	REC MIN BEND RADIUS @ 72° F (INCH)	APPROX WEIGHT (LBS/FT)
1"	1.38"	100	400	28	3	0.27
1 1/4"	1.66"	100	400	28	3	0.33
1 1/2"	1.89"	100	280	28	4	0.36
2"	2.45"	100	280	28	5	0.54
3"	3.61"	100	280	28	7	1.07
4"	4.73"	75	200	28	8	1.74
6"	7.13"	70	180	28	12	3.81
8"	9.3"	50	150	28	30	5
10"	11.5"	35	105	28	44	7.48
12"	13.77"	30	100	25	80	11.25

BLUE PVC LAY-FLAT DISCHARGE HOSE

AND ASSEMBLIES



Economical, lightweight, lay-flat hose for light-duty discharge applications. Tube and cover are simultaneously extruded for maximum possible bonding during manufacturing. Can be crimped or banded to make assemblies per your specifications.

CONSTRUCTION	Blue PVC, 3-ply polyester yarn	TEMPERATURE RANGE	-5°F to 170°F
---------------------	--------------------------------	--------------------------	---------------

HOSE CHART

I.D.	I.D.	APPROX. WALL	MAX. W.P. AT 70°F PSI	DESIGN B.P. PSI	APPROX. WEIGHT/FT
3/4"	0.79"	0.048"	140 psi	425	.08 lbs
1"	1.04"	0.052"	110 psi	340	.11 lbs
1 1/4"	1.30"	0.056"	80 psi	255	.14 lbs
1 1/2"	1.61"	0.059"	80 psi	240	.19 lbs
2"	2.09"	0.059"	80 psi	240	.25 lbs
2 1/2"	2.56"	0.059"	65 psi	200	.30 lbs
3"	3.07"	0.063"	80 psi	240	.36 lbs
4"	4.13"	0.067"	70 psi	210	.53 lbs
5"	5.07"	0.071"	40 psi	130	.64 lbs
6"	6.16"	0.075"	60 psi	200	.87 lbs
8"	8.15"	0.087"	35 psi	100	1.30 lbs
10"	10.20"	0.111"	35 psi	100	1.88 lbs
12"	12.13"	0.118"	35 psi	100	2.44 lbs
14"	14.14"	0.118"	30 psi	85	2.70 lbs
16"	16.14"	0.118"	30 psi	85	3.08 lbs



BLUE PVC LAY-FLAT DISCHARGE HOSE CONTINUED

Pre-coupled, 50' sections coiled for convenient transportation and storage. Available in multiple configurations. Doubled-banded at each end.

ASSEMBLY CHART

COUPLING	I.D. X LENGTH	MAX. W.P. AT 68°F	WEIGHT (EA.)
1 1/2" Pin Lug (M x F)	1 1/2" x 50'	85 psi 5.86 bar	9 lbs
1 1/2" Alum Cam Lock (C x E)	1 1/2" x 50'	85 psi 5.86 bar	9 lbs
1-1/2 polypropylene Cam Lock (C x E)	1-1/2" x 50'	85 psi 5.86 bar	9 lbs
2" Pin Lug (M x F)	2" x 50'	85 psi 5.86 bar	12 lbs
2" Alum Cam Lock (C x E)	2" x 50'	85 psi 5.86 bar	12 lbs
2" Polypropylene Cam Lock (C x E)	2" x 50'	85 psi 5.86 bar	12 lbs
3" Pin Lug (M x F)	3" x 50'	70 psi 4.83 bar	22 lbs
3" Alum Cam Lock (C x E)	3" x 50'	70 psi 4.83 bar	22 lbs
3" Polypropylene Cam Lock (C x E)	3" x 50'	70 psi 4.83 bar	22 lbs

DISCHARGE HOSE WITH CAM & GROOVE ASSEMBLY



DISCHARGE HOSE WITH PIN LUG ASSEMBLY



RED PVC LAY-FLAT DISCHARGE HOSE

A heavy-duty PVC lay-flat hose designed for higher pressure applications. Considered a "step up" from the standard blue PVC lay-flat hose. An ideal hose for pump discharge, tank cleaning, dewatering, irrigation and wash-down applications.



TUBE AND COVER	Red, homogeneous virgin PVC	REINFORCEMENT	High-tensile polyester yarn
SAFETY FACTOR	3:1	TEMPERATURE	-10°F to +120°F

I.D.	O.D.	APPROX. WALL	MAX. W.P. AT 70°F (PSI)	APPROX. WT. 300FT (USA)
1-1/2"	1.61"	0.079"	150 psi	80 lbs.
2"	2.09"	0.087"	150 psi	103 lbs
2-1/2"	2.56"	0.091"	150 psi	124 lbs
3"	3.07"	0.095"	150 psi	164 lbs
4"	4.13"	0.102"	150 psi	254 lbs
6"	6.18"	0.119"	150 psi	400lbs
8"	8.19"	0.134"	115 psi	CALL

NITRILE/PVC LAY-FLAT DISCHARGE HOSE

YELLOW & BLACK

For the transfer of water, wash-down, jetting and irrigation. Oil-resistant tube and cover. Resists heat and cold, abrasion, ozone and UV. This hose is lightweight and flexible. For use in industrial wash-down, irrigation, general dewatering, pump discharge and drainage.


TUBE AND COVER	Black or yellow PVC/Nitrile
REINFORCEMENT	Polyester
TEMPERATURE	-20°F to +176°F

I.D.	WALL THICKNESS	MAX. W.P. AT 68°F	BURST PRESSURE	WEIGHT
3/4 in	0.110 in	250 psi	800 psi	0.10 lb/ft
1 in	0.110 in	250 psi	800 psi	0.14 lb/ft
1 1/2 in	0.110 in	250 psi	800 psi	0.26 lb/ft
2 in	0.110 in	250 psi	800 psi	0.34 lb/ft
2 1/2 in	0.110 in	250 psi	800 psi	0.47 lb/ft
3 in	0.110 in	250 psi	750 psi	0.65 lb/ft
4 in	0.110 in	200 psi	600 psi	0.83 lb/ft
6 in	0.110 in	150 psi	450 psi	1.60 lb/ft

BLACK DISCHARGE HOSE




YELLOW DISCHARGE HOSE



CLEAR BRAIDED PVC TUBING


Food-grade, clear hose with textile braided reinforcement for added strength. For water and light chemical transfer applications where visual inspection of material flow is necessary. FDA layline. Often used in food processing. Can be crimped or banded to make assemblies per your specifications.



CONSTRUCTION	Clear PVC tube, textile braid
TEMPERATURE RANGE	-10°F to 130°F

I.D.	O.D.	MAX WORKING PRESSURE @ 72° F (PSI)	DESIGN BURST PRESSURE @ 72° F (PSI)	APPROX WEIGHT (LBS/ FT)
3/16"	.41"	250	1,000	0.044
1/4"	.47"	250	1,000	0.057
5/16"	.54"	200	1,000	0.08
3/8"	.625"	200	800	0.09
1/2"	.75"	200	800	0.14
5/8"	.88"	200	800	0.18
3/4"	1.03"	175	600	0.22
1"	1.32"	125	500	0.30
1 1/4"	1.75"	100	400	0.46
1 1/2"	2"	75	300	0.64
2"	2 1/2"	75	300	0.94

CLEAR PVC TUBING



Food-grade, clear hose for water and light chemical transfer applications where visual inspection of material flow is necessary. Available in various wall thicknesses in certain sizes. FDA approved. Can be crimped or banded to make assemblies per your specifications.

CONSTRUCTION	Clear PVC tube
TEMPERATURE RANGE	-10°F to 130°F

I.D.	O.D.	WALL THICKNESS (INCH)	MAX W.P. @ 72° F (PSI)	APPROX WEIGHT (LBS/ FT)
1/8"	1/4"	1/16"	70	0.02
3/16"	5/16"	1/16"	70	0.027
1/4"	3/8"	1/16"	60	0.034
1/4"	7/16"	3/32"	60	0.055
1/4"	1/2"	1/8"	70	0.08
5/16"	7/16"	1/16"	50	0.04
5/16"	1/2"	3/32"	60	0.065
3/8"	1/2"	1/16"	50	0.047
3/8"	9/16"	3/32"	55	0.075
3/8"	5/8"	1/8"	60	0.107
1/2"	5/8"	1/16"	40	0.06
1/2"	3/4"	1/8"	50	0.134
9/16"	7/8"	5/32"	45	0.161
5/8"	7/8"	5/32"	45	0.161
3/4"	1"	1/8"	35	0.188
7/8"	1 1/8"	1/8"	35	0.218
1"	1 1/4"	1/8"	30	0.241
1 1/4"	1 3/4"	1/4"	50	0.322
1 1/2"	2"	1/4"	40	0.375
2"	2 3/8"	3/16"	25	0.482

SPRING WIRE PVC HOSE



Food grade, clear hose with steel spring-wire reinforcement suitable for vacuum service. For water, food and beverage dispensing, deionized water systems, and light chemical transfer applications where visual inspection of material flow is necessary. FDA approved. Can be crimped or banded to make assemblies per your specifications.

CONSTRUCTION	Clear PVC tube, electro-galvanized steel spring wire
TEMPERATURE RANGE	-10°F to 140°F

I.D.	O.D.	MAX. W.P. AT 70°F (PSI)	APPROX. WT. (LBS/FT)
1/4"	1/2"	210	.09
3/8"	5/8"	180	.12
1/2"	13/16"	150	.21
5/8"	1"	100	.32
3/4"	1-1/8"	100	.36
1"	1-3/8"	84	.47
1-1/4"	1-3/4"	84	.78
1-1/2"	2"	84	.86
2"	2-1/2"	70	1.12



FIRE & MILL HOSE



FIRE HOSE



all be of superior quality and workmanship. The hose shall withstand of front-line firefighting, and other discharge applications.

SYNTHETIC, ALL-POLYESTER DOUBLE JACKET

MILDEW RESISTANT

HEAVY-WALL EPDM RUBBER LINER OR POLYURETHANE LINER, NSF-61 COMPLIANT

AVAILABLE IN WHITE, BLUE, AND ORANGE

Jacket Construction: Double-jacket hose manufactured to this specification shall be tightly woven with filament polyester yarn in the filler and ring-spun polyester yarn in the warp of both the inside and outside jackets. The hose shall be resistant to most chemicals and petrol products, and resist deterioration due to exposure to UV-rays and ozone. It shall not be affected by rot or mildew. The inside and outside jackets shall be manufactured with a minimum pick count of 9.5 picks per inch for increased strength and abrasion resistance. The inside jacket shall be manufactured using a reverse-twill process to reduce friction loss. The inside jacket shall be manufactured on a circular loom in a clockwise direction and the outside jacket in a counter-clockwise direction. The hose must be of sufficient body and weight to meet the demands of heavy-duty firefighting usage.

Abrasion Impregnation: Hose assemblies shall be available with the special polyurethane-based polymer impregnation for added abrasion resistance and ease in identification.

Lining: The liner shall be a single-ply, synthetic, high-tensile EPDM rubber or a polyether-based urethane. The liner shall be free from dirt, blisters, and other imperfections. Inside surface shall be smooth and free from corrugations. The adhesion between the liner and the jacket shall be such that the rate of separation of a 1.50" strip of lining, transversely cut, shall not be greater than 1" per minute under a 12-pound weight.

Performance: The minimum burst test pressure on all diameters shall be 900 PSI/62 Bar.

Couplings: Unless otherwise specified, each length of hose shall be fitted with a set of cast or forged brass couplings.

I.D.	SERVICE TEST	PROOF TEST	BURST TEST	BOWL SIZE	WEIGHT / FT
1 1/2"	300 psi	600 psi	900 psi	1 15/16"	.34 lbs
1 3/4"	300 psi	600 psi	900 psi	2 1/8"	.38 lbs
2 1/2"	300 psi	600 psi	900 psi	3"	.54 lbs
4"	300 psi	600 psi	900 psi	4 1/2"	1.0 lbs

DJ MILL HOSE & ASSEMBLIES



BULK HOSE

A double covered, lightweight, and flexible discharge hose for municipal washdown, hydrant water supply lines, equipment & pump rental, shipyard washdown, and other various discharge applications. Increased abrasion resistance and pressure rating. This economical hose rolls up flat for easy storage and transfer.

TUBE	SBR	TEMPERATURE RANGE	-25°F (-32°C) to 185°F (+85°C)
COVER	Double jacket white polyester	STANDARD LENGTHS	50', 100'

HOSE CHART

I.D.	SERV. PRESS.	TEST PRESS.	WEIGHT
1 1/2 in	300 psi	600 psi	0.26 lb/ft
38.10 mm	20.68 bar	41.36 bar	0.39 kg/m
2 in	300 psi	600 psi	0.33 lb/ft
50.80 mm	20.68 bar	41.36 bar	0.49 kg/m
2 1/2 in	300 psi	600 psi	0.45 lb/ft
63.50 mm	20.68 bar	41.36 bar	0.67 kg/m

ASSEMBLIES

All of the same great features and benefits as our bulk hose, and now with the added benefit of coupled assemblies. Couplings are internally expanded, aluminum, hard-coated NPS or NST Male x Female rocker lug. For the transfer of water, wash-down, jetting and irrigation.



ASSEMBLIES CHART

I.D.	STD LENGTH	THREAD TYPE	WEIGHT
1 1/2 in	50 ft	NPS	15.00 lb/ft
1 1/2 in	50 ft	NST	15.00 lb/ft
2 in	50 ft	NPS	20.00 lb/ft
2 1/2 in	50 ft	NPS	25.00 lb/ft
2 1/2 in	50 ft	NST	25.00 lb/ft

SJ HOSE & ASSEMBLIES



Heavy-duty, but lightweight synthetic cover for better abrasion resistance and abuse. Higher working pressures. For water discharge service in rental yards, fleet service, municipal wash-down, utility dewatering. Available in bulk hose, standard and custom assemblies.

TUBE	SBR	TEMPERATURE RANGE	-25°F to 185°F
COVER	White polyester jacket	STANDARD LENGTHS	50', 100'

HOSE CHART

I.D.	CPLNG. BOWL	SERV. PRESS.	WEIGHT
1 1/2 in	1.81 in	230 psi	0.23 lb/ft
2 in	2.31 in	230 psi	0.28 lb/ft
2 1/2 in	2.81 in	200 psi	0.39 lb/ft
3 in	3.38 in	200 psi	0.50 lb/ft
4 in	4.38 in	200 psi	0.66 lb/ft

ASSEMBLIES CHART

I.D.	LENGTH	COUPLING	WEIGHT
1 1/2 in	50FT	Pin Lug	15 lbs
1 1/2 in	50FT	C x E	15 lbs
2 in	50FT	Pin Lug	19 lbs
2 in	50FT	C x E	19 lbs
3 in	50FT	Pin Lug	22 lbs
3 in	50FT	C x E	22 lbs

PIN LUG ASSEMBLY



CAMLOCK ASSEMBLY





METAL HOSE





Annuflex is the standard of Hose Master's extensive line of high-performance, annular-corrugated, stainless-steel hoses. Proprietary technology ensures the excellent life cycle of the hose, with minimum effort to flex or bend the hose.

INSIDE DIAMETER (IN)	NUMBER OF BRAIDS (#)	OUTSIDE DIAMETER (IN)	STATIC MIN. BEND RADIUS (IN)	DYNAMIC MIN. BEND RADIUS (IN)	MAXIMUM WORKING PRESSURE (PSI)	BURST PRESSURE (PSI)	WEIGHT PER FOOT (LBS)
1/4	0	0.41	1.0	4.5	90	n/a	0.04
	1	0.47			1800	7233	0.11
	2	0.53			2700	9100	0.18
3/8	0	0.65	1.2	5.0	70	n/a	0.10
	1	0.71			1558	6230	0.20
	2	0.77			2336	9345	0.30
1/2	0	0.77	1.5	5.5	70	n/a	0.11
	1	0.83			1186	4743	0.22
	2	0.89			1779	7115	0.33
5/8	0	0.96	1.8	7.0	57	n/a	0.17
	1	1.02			1205	4820	0.33
	2	1.08			1808	7230	0.49
3/4	0	1.16	2.1	8.0	43	n/a	0.19
	1	1.22			898	3591	0.37
	2	1.28			1347	5387	0.55
1	0	1.47	2.7	9.0	43	n/a	0.26
	1	1.53			718	2872	0.50
	2	1.59			1077	4308	0.74
1 1/4	0	1.75	3.1	10.0	43	n/a	0.29
	1	1.83			645	2581	0.61
	2	1.91			968	3872	0.93
1 1/2	0	2.08	3.9	11.0	28	n/a	0.47
	1	2.16			531	2125	0.85
	2	2.24			797	3188	1.23
2	0	2.61	5.1	13.0	14	n/a	0.59
	1	2.69			449	1797	1.11
	2	2.77			674	2696	1.63

INSIDE DIAMETER (IN)	NUMBER OF BRAIDS (#)	OUTSIDE DIAMETER (IN)	STATIC MIN. BEND RADIUS (IN)	DYNAMIC MIN. BEND RADIUS (IN)	MAXIMUM WORKING PRESSURE (PSI)	BURST PRESSURE (PSI)	WEIGHT PER FOOT (LBS)
2 1/2	0	3.40	6.8	16.0	14	n/a	0.84
	1	3.50			417	1669	1.64
	2	3.60			626	2504	2.44
3	0	3.88	7.8	18.0	14	n/a	1.18
	1	3.98			346	1384	2.06
	2	4.08			519	2076	2.94
4	0	4.96	9.8	22.0	14	n/a	1.41
	1	5.06			299	1194	2.69
	2	5.16			448	1791	3.97
5	0	6.00	12.8	28.0	14	n/a	2.18
	1	6.12			275	1099	3.61
	2	6.24			412	1649	5.04
6	0	7.01	14.8	32.0	11	n/a	2.69
	1	7.13			210	839	4.44
	2	7.25			315	1259	6.19
8*	0	9.04	18.0	29.0	3	n/a	4.88
	1	9.32			250	1000	8.21
	2	9.60			360	1446	11.53
10*	0	11.34	21.0	34.0	4	n/a	7.42
	1	11.56			175	700	11.05
	2	11.78			310	1247	14.67
12*	0	13.45	27.0	44.0	3	n/a	11.04
	1	13.73			185	745	16.71
	2	14.00			325	1308	22.38

*8", 10" and 12" diameters are supplied with braided braid.

Notes: The minimum bend radius is measured from the centerline of the hose. The working pressure decreases with temperature – see derating factor. For rapid pressure fluctuations, consult the factory.

*The specifications listed represent Hose Master LLC products only and do not represent any other manufacturer's products.



Masterflex is manufactured using the same high-quality process used to make Annuflex hose, but the number of corrugations per foot is increased to allow for greater flexibility.

INSIDE DIAMETER (IN)	NUMBER OF BRAIDS (#)	OUTSIDE DIAMETER (IN)	STATIC MIN. BEND RADIUS (IN)	DYNAMIC MIN. BEND RADIUS (IN)	MAXIMUM WORKING PRESSURE (PSI)	BURST PRESSURE (PSI)	WEIGHT PER FOOT (LBS)
1/4	0	0.42	0.9	3.7	90	n/a	0.07
	1	0.48			1800	7233	0.14
	2	0.54			2700	9100	0.20
3/8	0	0.65	1	4	70	n/a	0.15
	1	0.71			1558	6230	0.25
	2	0.77			2336	9345	0.36
1/2	0	0.77	1.2	4.4	70	n/a	0.18
	1	0.83			1186	4743	0.32
	2	0.89			1779	7115	0.47
5/8	0	0.96	1.4	5.6	57	n/a	0.19
	1	1.02			1205	4820	0.37
	2	1.08			1808	7230	0.54
3/4	0	1.16	1.7	6.4	43	n/a	0.31
	1	1.22			898	3591	0.53
	2	1.28			1347	5387	0.74
1	0	1.47	2.1	7.1	43	n/a	0.41
	1	1.53			718	2872	0.76
	2	1.63			1077	4308	1.11
1 1/4	0	1.75	2.5	7.9	43	n/a	0.63
	1	1.83			645	2581	1.00
	2	1.91			968	3872	1.37
1 1/2	0	2.08	3.1	8.7	28	n/a	0.70
	1	2.16			531	2125	1.16
	2	2.24			797	3188	1.63
2	0	2.61	4	10.3	14	n/a	0.88
	1	2.69			449	1797	1.44
	2	2.77			674	2696	1.99
2 1/2	0	3.40	5.4	12.8	14	n/a	1.36
	1	3.50			417	1669	2.16
	2	3.60			626	2504	2.96
3	0	3.88	6.3	14.5	14	n/a	1.63
	1	3.98			346	1384	2.50
	2	4.08			519	2076	3.37
4	0	4.96	7.7	17.4	14	n/a	2.53
	1	5.06			299	1194	3.90
	2	5.16			448	1791	5.29
5	0	6.00	10	21.9	14	n/a	4.07
	1	6.12			275	1099	5.53
	2	6.24			412	1649	6.99
6	0	7.01	11.6	25	11	n/a	4.46
	1	7.13			210	839	6.34
	2	7.25			315	1259	8.22

Notes: The minimum bend radius is measured from the centerline of the hose. The working pressure decreases with temperature – see derating factor. For rapid pressure fluctuations, consult the factory.

The specifications listed represent Hose Master LLC products only and do not represent any other manufacturer's products.



Pressureflex HP® is Hose Master's high-pressure, annular-corrugated metal hose. Pressureflex HP is made from heavy-wall stainless steel, and offers flexibility and dependability when higher pressures are a factor.

INSIDE DIAMETER (IN)	NUMBER OF BRAIDS (#)	OUTSIDE DIAMETER (IN)	STATIC MIN. BEND RADIUS (IN)	DYNAMIC MIN. BEND RADIUS (IN)	MAXIMUM WORKING PRESSURE (PSI)	BURST PRESSURE (PSI)	WEIGHT PER FOOT (LBS)
1/4	0	0.423	1	5.5	450	n/a	0.08
	1	0.483			3000	12000	0.15
	2	0.543			4000	16000	0.22
3/8	0	0.655	1.5	8.5	400	n/a	0.12
	1	0.735			2400	9600	0.31
	2	0.815			3300	14000	0.48
1/2	0	0.774	2.5	10	400	n/a	0.24
	1	0.854			2400	9600	0.40
	2	0.934			3200	12800	0.57
3/4	0	1.13	4	8	220	n/a	0.41
	1	1.19			1100	4430	0.58
	2	1.25			1650	6696	0.76
1	0	1.43	5	9	190	n/a	0.52
	1	1.49			1000	4187	0.76
	2	1.55			1400	5837	0.99
1 1/4	0	1.74	6.5	12	200	n/a	0.76
	1	1.82			900	3758	1.13
	2	1.90			1350	5494	1.50
1 1/2	0	2.10	7.5	13	90	n/a	1.13
	1	2.18			750	3070	1.54
	2	2.26			1200	4842	1.96
2	0	2.55	9	15	105	n/a	1.10
	1	2.68			800	3304	2.29
	2	2.80			1150	4738	3.47
2 1/2	0	3.35	10.5	17	46	n/a	1.75
	1	3.48			575	2461	3.05
	2	3.60			900	3857	4.35
3	0	3.67	12	20	36	n/a	1.92
	1	3.79			550	2252	3.18
	2	3.92			800	3254	4.46
4	0	4.92	9.8	25	23	n/a	2.29
	1	5.04			425	1754	4.12
	2	5.16			575	2350	5.98
5*	0	5.96	12.8	34	28	n/a	3.03
	1	6.13			331	1324	5.14
6*	0	6.97	14.8	40	23	n/a	3.74
	1	7.22			285	1140	6.44

*5-inch and 6-inch diameters are supplied with braided braid

Notes: Some hose material and braid code combinations may be unavailable. Contact Hose Master Customer Service at 800-221-2319 for available combinations of hose material and braid alloys by hose size. The minimum bend radius is measured from the centerline of the hose. The working pressure decreases with temperature – see derating factor. For rapid pressure fluctuations, consult the factory.

The specifications listed represent Hose Master LLC products only and do not represent any other manufacturer's products.





ChemKing™ is Hose Master's chemical transfer hose. ChemKing offers excellent corrosion resistance to many of the most severe applications found in chemical processing.

INSIDE DIAMETER (IN)	NUMBER OF BRAIDS (#)	OUTSIDE DIAMETER (IN)	STATIC MIN. BEND RADIUS (IN)	DYNAMIC MIN. BEND RADIUS (IN)	MAXIMUM WORKING PRESSURE (PSI)	BURST PRESSURE (PSI)	WEIGHT PER FOOT (LBS)
1/2	0	0.77	1.5	5.5	70	n/a	0.11
	1	0.83			1186	4743	0.22
	2	0.89			1779	7115	0.33
3/4	0	1.16	2.1	8	43	n/a	0.19
	1	1.22			898	3591	0.37
	2	1.28			1347	5387	0.55
1	0	1.47	2.7	9	43	n/a	0.26
	1	1.53			718	2872	0.50
	2	1.59			1077	4308	0.74
1 1/2	0	2.08	3.9	11	28	n/a	0.47
	1	2.16			531	2125	0.85
	2	2.24			797	3188	1.23
2	0	2.61	5.1	13	14	n/a	0.59
	1	2.69			449	1797	1.11
	2	2.77			674	2696	1.63
3	0	3.88	7.8	18	14	n/a	1.18
	1	3.98			346	1384	2.06
	2	4.08			519	2076	2.94
4*	0	4.96	9.8	22	14	n/a	1.41
	1	5.06			299	1194	2.47
	2	5.16			448	1791	3.53
5*	0	6.00	12.8	28	14	n/a	2.18
	1	6.12			275	1099	3.61
	2	6.24			412	1646	5.04
6*	0	7.01	14.8	32	11	n/a	2.69
	1	7.13			210	839	4.44
	2	7.25			315	1259	6.19

*4", 5", and 6" diameters; consult factory for delivery.

Notes: The minimum bend radius is measured from the centerline of the hose. The working pressure decreases with temperature – see derating factor. For rapid pressure fluctuations, consult the factory. Braid is T316 stainless steel. Monel braid is available upon request. When Monel braid is used, stated pressure ratings need to be reduced by 0.75. Part numbers for Monel braid are AF6780 (single braid), and AF6788 (double braid).

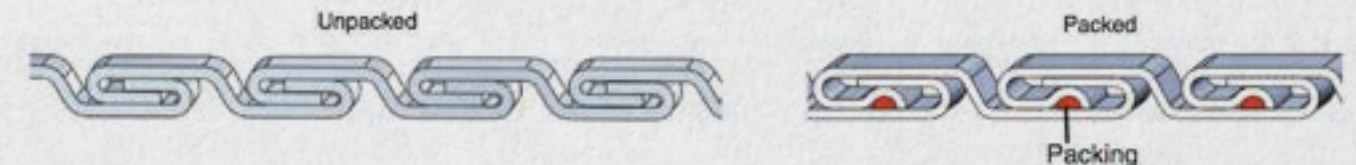
The specifications listed represent Hose Master LLC products only and do not represent any other manufacturer's products.

INTERFLEX (Roughbore) is Hose Master's high-quality, general-purpose hose, constructed from a single strip of metal that is profiled and locked onto itself. The interlocked, or overlapping, sections of strip are able to slide back and forth, providing the ability to flex.

INSIDE DIAMETER (IN)	IN 10 (GS,SS)		IN 15 (GS,SS,16,20)		IN 18 (GS,SS,16,20)		IN 25 (GS,SS,20)		IN 30 (GS,SS)		IN 20 AL	
	WT. PER FT. (LBS)	MIN. BEND RADIUS (IN.)	WT. PER FT. (LBS)	MIN. BEND RADIUS (IN.)	WT. PER FT. (LBS)	MIN. BEND RADIUS (IN.)	WT. PER FT. (LBS)	MIN. BEND RADIUS (IN.)	WT. PER FT. (LBS)	MIN. BEND RADIUS (IN.)	WT. PER FT. (LBS)	MIN. BEND RADIUS (IN.)
1 3/8			0.7	7	0.8	7						
1 1/2	0.5	6	0.7	6	0.9	6	1.3	7				
2*	0.7	8	1	8	1.1	8	1.7	9	2.0*	11		
2 1/2*	0.8	10	1.2	10	1.4	10	2.1	11	2.5*	13		
3	1	11	1.4	12	1.6	12	2.5	13	2.9	14	0.7	14
3 1/2	1.1	13	1.6	14	1.9	14	2.8	15	3.4	16	0.8	16
4	1.2	14	1.8	16	2.2	16	3.2	17	3.8	18	0.9	18
4 1/2	1.4	17	2	17	2.4	17	3.6	19	4.3	20	1	20
5	1.5	18	2.2	19	2.7	19	4	21	4.7	22	1.1	22
6	1.8	21	2.7	23	3.2	23	4.7	25	5.6	26	1.3	26
7			3.1	27	3.7	27	5.5	29	6.5	30	1.5	30
8			3.5	30	4.2	30	6.2	33	7.4	34	1.8	34
9			3.9	34	4.7	34	7	37	8.3	38	2	38
10			4.4	38	5.2	38	7.7	41	9.2	42	2.2	42
11					5.7	42	8.5	45	10.1	46	2.4	46
12					6.2	45	9.3	49	11	50	2.6	50
13					6.7	49	10	53	11.9	54	2.8	54
14					7.2	53	10.8	56	12.8	57	3	57
15					7.7	56	11.5	60	13.7	61	3.2	61
16					8.2	60	12.3	64	14.6	65	3.4	64

*2" & 2 1/2" diameters: 30 available in Galvanize only.

Notes: Other diameters are available upon request. For packed hose, add 10% to both weight per foot and minimum bend radius. Minimum bend radius is measured from the centerline of the hose.



AVAILABLE PACKINGS

PACKING TYPE	FEATURES	MAX TEMP.
Low-Temp Elastomeric	Max Pressure and Vacuum	200° F
High-Temp Elastomeric	Max Pressure and Vacuum	500° F
Low-temp Fiber	Economical	180° F
High-Temp Fiber	Elevated Temperature	1000° F
Metal	Extreme Temp.	800° F – 1200° F

WHEN TO CONSIDER PACKING:

Interlocked metal hose, by the nature of its construction, is not pressure tight. However, pressure and media infiltration through the interlocked wall can be minimized by the insertion of one of a variety of packings into the wall during hose manufacturing. Packing consists of a continuous cord or strand of elastomer, or other material that is locked into a special channel between the interlocked hose-wall layers. The choice of packing material is tailored to the demands of the specific application.

The specifications listed represent Hose Master LLC products only and do not represent any other manufacturer's products.



SMOOTH BORE PTFE LINED HOSE (R115)



Applications centering on the transfer of fluids or gases under demanding conditions in harsh environments are opportunities for the user to realize the value of Titeflex.

STANDARDS

- Meets or exceeds requirements of SAE 100R14
- PTFE meets FDA 21 CFR 177.1550

VACUUM SERVICE

- Sizes -4 through -10 are rated for full vacuum
- Larger sizes -12 and above can be reinforced with an internal support spring for full vacuum service

HOSE CONSTRUCTION

- Innercore vertically extruded to maintain highest quality of concentricity
- Manufactured from fine powder PTFE
- 304 stainless steel wire braid reinforcement

HOSE SIZE	NOMINAL SIZE (IN)	ID INCHES AVERAGE (IN)	OD INCHES AVERAGE (IN)	WORKING PSI	BURST PSI	MIN BEND RADIUS (IN)	PTFE WALL THICKNESS (IN)	WEIGHT (LB/FT)
R115/R105-3	0.1875	0.139	0.258	3,000	12,000	2	0.037	0.05
R115/R105-4	0.25	0.188	0.301	3,000	12,000	2	0.03	0.07
R115/R105-5	0.3125	0.25	0.365	3,000	12,000	3	0.03	0.1
R115/R105-6	0.375	0.313	0.433	2,500	10,000	4	0.03	0.11
R115/R105-8	0.5	0.41	0.524	2,000	8,000	5.25	0.031	0.13
R115/R105-10	0.625	0.504	0.633	1,500	6,000	6.5	0.031	0.15
R115/R105-11	0.6875	0.607	0.724	1,250	5,000	7.75	0.031	0.17
R115/R105-12	0.75	0.636	0.763	1,200	4,800	7.75	0.036	0.17
R115/R105-16	1	0.875	1.01	800	3,200	9	0.04	0.27
R115/R105-20	1.25	1.125	1.315	800	3,200	16	0.052	0.54

CONVOLUTED BORE PTFE LINED HOSE (R272)



Unmatched engineering and technical experience in the application of convoluted PTFE hose products has allowed users to consistently rely on Titeflex for dependable performance and value every time.

HOSE CONSTRUCTION

A white non-conductive PTFE liner, externally reinforced with PTFE impregnated fiberglass and a single steel wire braid.

HOSE SIZE	NOMINAL SIZE (IN)	NOMINAL OD	MAWP PSI (PSI)	BURST PSI (PSI)	MIN BEND RADIUS (IN)	WEIGHT (LB/FT)
R272/R276-8	0.5	0.785	1,000	4,000	1	0.22
R272/R276-12	0.75	1.06	1,000	4,000	2	0.29
R272/R276-16	1	1.28	1,000	4,000	3	0.41
R272/R276-20	1.25	1.525	1,000	3,600	6.25	0.5
R272/R276-24	1.5	1.802	750.00	3,000	7.5	0.62
R272/R276-32	2	2.305	750	2000	10	0.97



HOSE FITTINGS



A cam and groove coupling, also called a "camlock" fitting, is a form of hose coupling popular because it is a simple and reliable means of connecting and disconnecting quickly and without tools.

The cams at the end of each lever on the female end align with a circumferential groove on the male end. When the levers are rotated to the locked position, they pull the male end into the female socket, creating a tight seal up against a gasket. The arms lock into position using an over-center arrangement, preventing accidental decoupling. Because the groove is cut all the way around the male end, there is no specific alignment necessary to couple as there would be with threaded connectors, and there is no opportunity for cross-threading. This results in an error-resistant, faster coupling operation. Because the compression between the two fittings is limited by the size of the cams on the end of the levers and the rotation of the levers themselves, there is also no possibility of over- or under-tightening the fitting; the pressure against the sealing gasket is effectively constant from one coupling operation to the next, reducing possibility of leaks.

Because there are no threads to become fouled, cam and groove couplings are popular in moderately dirty environments, such as septic tank pump trucks and chemical / fuel tanker trucks.

A cam and groove fitting can be used in a system where rapid filling of chemical drums takes place. It can be used by factories that have needs of dye, paint and ink medium transfers. It is used where frequent changes of hoses are required to find the right mix. It is also suitable for petroleum trucks, etc.

Note: Cam and groove couplings are not recommended for any type of compressed gas service, including steam.

GENERAL SPEAKING, THE MOST COMMON TYPES OF CAM AND GROOVE COUPLING ARE THESE:

- **TYPE A:** adapter (male camlock) X female thread
- **TYPE B:** coupler (female camlock) X male thread
- **TYPE C:** coupler (female camlock) X shank
- **TYPE D:** coupler (female camlock) X female thread
- **TYPE E:** adapter (male camlock) X shank
- **TYPE F:** adapter (male camlock) X male thread
- **DUST CAP:** covers & seals adapter (male camlock) end
- **DUST PLUG:** covers & seals coupler (female camlock) end

Additional materials (hardcoat aluminum, carbon steel, food grade, nylon, and more) are also available. Additional configuration can be custom made. Please call regarding any item or spare part not seen here.

Parts denoted with an * may be welded.

Drawings and pressure chart follow part listings.

BASIC FITTINGS & DIMENSIONS PART A

PART A - ADAPTER X FEMALE THREAD

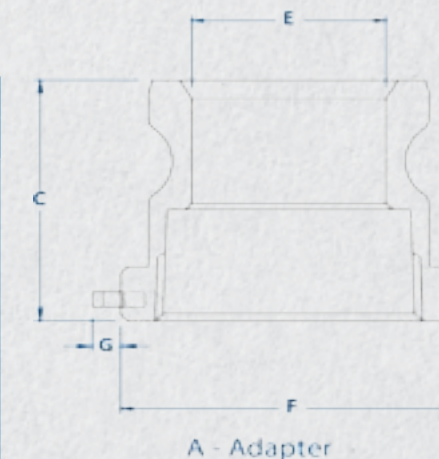


GENERAL DIMENSIONS

REF	DESCRIPTION	E05	5	3/4"	1"	1 1/4"	1 1/2"	2"	2 1/2"	3"	4"	5"	6"	8"	10"	12"
	COUPLER OR ADAPTER SIZE	0.5	0.75	0.75	1	1.25	1.5	2	2.5	3	4	5	6	8	10	12
	THREAD SIZE	0.5	0.5	0.75	1	1.25	1.5	2	2.5	3	4	5	6	8	10	12
C	OVERALL LENGTH (in)	1.6	1.62	1.62	1.91	2.16	2.29-	2.54	2.75	2.84	3.16	3.22	3.35	4.5	4.5	4.38
E	INSIDE DIAMETER (in)	0.53	0.66	0.75	0.88	1.04	1.35-	1.72	2.14	2.8	3.78	4.79	5.99	7.8	10.1	12
F	ACROSS CORNERS (in)	1.12	1.49	1.49	1.76	2.19	2.44	2.92	3.49	4.22	5.41	6.49	7.7	10.23	12.79	14.75
G	CHAIN LUG EXTENSION (in)	N/A	N/A	N/A	0.34	0.34	0.33	0.31	0.27	0.44	0.39	0.35	0.6	0.6	0.6	0.6

STANDARD PARTS

SIZE	PART NAME	ALUMINUM ITEM #	BRASS ITEM #	STAINLESS STEEL ITEM #	POLYPROPYLENE ITEM #
1/2"	E05A	1000101	1200101	1400101	CALL
3/4" x 1/2"	1/2A	1000105	1200105	1400105	CALL
3/4"	07A	1000107	1200107	1400107	2700107
1"	10A	1000110	1200110	1400110	2700110
1 1/4"	12A	1000112	1200112	1400112	2700112
1 1/2"	15A	1000115	1200115	1400115	2700115
2"	20A	1000120	1200120	1400120	2700120
2 1/2"	25A	1000125	1200125	1400125	CALL
3"	30A	1000130	1200130	1400130	2700130
4"	40A	1000140	1200140	1400140	2700140
5"	50A	1000150	1200150	1400150	CALL
6"	60A	1000160	1200160	1400160	CALL
8"	80A	1000180	1200180	1400180	CALL
10"	100A	1000190	1200190	1400190	CALL
12"	120A	1000192	CALL	1400192	CALL



A - Adapter

BASIC FITTINGS & DIMENSIONS PART B

PART B - COUPLER X MALE THREAD

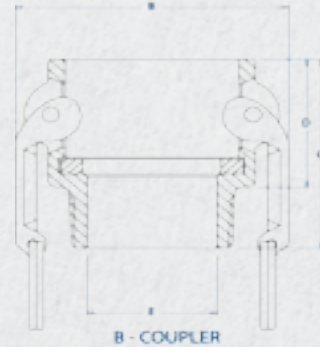


GENERAL DIMENSIONS

REF	DESCRIPTION	E05	5	3/4"	1"	1 1/4"	1 1/2"	2"	2 1/2"	3"	4"	5"	6"	8"	10"	12"
A	COUPLER OR ADAPTER SIZE	0.5	0.75	0.75	1	1.25	1.5	2	2.5	3	4	5	6	8	10	12
	THREAD SIZE	0.5	0.5	0.75	1	1.25	1.5	2	2.5	3	4	5	6	8	10	12
	O.D. WITH CAM ARMS EXTENDED in	4.21	4.51	4.51	5.1	6.86	7.16	7.54	8.03	9.56	10.66	11.67	16.26	18.23	20.66	22.72
B	OUTSIDE DIAMETER in	1.82	2.11	2.11	2.44	3.26	3.56	3.94	4.43	5.46	6.56	7.57	10.16	12.13	14.56	16.62
C	OVERALL LENGTH in	2.1	2.1	2.1	2.5	2.89	2.93	3.2	3.63	3.82	4	4.2	4.52	4.8	5.5	5.7
D	EXPOSED LENGTH in	1.25	1.25	1.25	1.56	1.84	1.88	2.15	2.18	2.27	2.34	2.44	2.62	2.72	3.2	3.2
E	INSIDE DIAMETER in	0.56	0.56	0.78	0.97	1.25	1.5	1.88	2.38	2.88	3.6	4.5	5.6	7.5	9.4	11.4

STANDARD PARTS

SIZE	PART NAME	ALUMINUM/ STAINLESS HANDLES	ALUMINUM/ BRASS HANDLES	BRASS/ STAINLESS HANDLES	BRASS/ BRASS HANDLES	STAINLESS STEEL	POLYPROPYLENE
1/2"	E05B	1000201	1070201	1290201	1200201	1400201	CALL
3/4" x 1/2"	1/2B	1000205	1070205	1290205	1200205	1400205	CALL
3/4"	07B	1000207	1070207	1290207	1200207	1400207	2700207
1"	10B	1000210	1070210	1290210	1200210	1400210	2700210
1 1/4"	12B	1000212	1070212	1290212	1200212	1400212	2700212
1 1/2"	15B	1000215	1070215	1290215	1200215	1400215	2700215
2"	20B	1000220	1070220	1290220	1200220	1400220	2700220
2 1/2"	25B	1000225	1070225	1290225	1200225	1400225	CALL
3"	30B	1000230	1070230	1290230	1200230	1400230	2700230
4"	40B	1000240	1070240	1290240	1200240	1400240	CALL
5"	50B	1000250	1070250	1290250	1200250	1400250	CALL
6"	60B	1000260	1070260	CALL	1200260	1400260	CALL
8"	80B	1000280	1070280	CALL	1200280	1400280	CALL
10"	100B	1000290	1070290	CALL	1200290	CALL	CALL
12"	120B	1000292	1070292	CALL	CALL	CALL	CALL



BASIC FITTINGS & DIMENSIONS PART C

PART C - COUPLER X HOSE SHANK

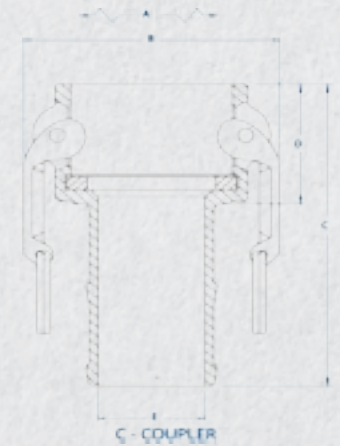


GENERAL DIMENSIONS

REF	DESCRIPTION	E05	5	3/4"	1"	1 1/4"	1 1/2"	2"	2 1/2"	3"	4"	5"	6"	8"	10"	12"
A	COUPLER OR ADAPTER SIZE	0.5	0.75	0.75	1	1.25	1.5	2	2.5	3	4	5	6	8	10	12
	HOSE SHANK SIZE	0.5	0.5	0.75	1	1.25	1.5	2	2.5	3	4	5	6	8	10	12
	O.D. WITH CAM ARMS EXTENDED in	4.21	4.51	4.51	5.1	6.86	7.16	7.54	8.03	9.56	10.66	11.67	16.26	18.23	20.66	22.72
B	OUTSIDE DIAMETER in	1.82	2.11	2.11	2.44	3.26	3.56	3.94	4.43	5.46	6.56	7.57	10.16	12.13	14.56	16.62
C	OVERALL LENGTH in	2.69	2.7	3.55	4.06	4.44	4.82	5.53	5.93	6.32	6.64	7.24	9.5	9.5	12	12
D	EXPOSED LENGTH in	1.25	1.25	1.25	1.56	1.84	1.88	2.15	2.18	2.27	2.34	2.44	2.7	2.72	3.2	3.3
E	INSIDE DIAMETER in	0.38	0.38	0.53	0.78	0.97	1.22	1.71	2.16	2.65	3.53	4.53	5.53	7.53	9.4	11.4

STANDARD PARTS

SIZE	PART NAME	ALUMINUM/ STAINLESS STEEL HANDLES	ALUMINUM/ BRASS HANDLES	BRASS/ STAINLESS STEEL HANDLES	BRASS/ BRASS HANDLES	STAINLESS STEEL	POLYPROPYLENE
1/2"	E05C	1000301	1070301	1290301	1200301	1400301	CALL
3/4" x 1/2"	1/2C	1000305	1070305	CALL	1200305	CALL	CALL
3/4"	07C	1000307	1070307	1290307	1200307	1400307	2700307
1"	10C	1000310	1070310	1290310	1200310	1400310	2700310
1 1/4"	12C	1000312	1070312	1290312	1200312	1400312	2700312
1 1/2"	15C	1000315	1070315	1290315	1200315	1400315	2700315
2"	20C	1000320	1070320	1290320	1200320	1400320	2700320
2 1/2"	25C	1000325	1070325	1290325	1200325	1400325	CALL
3"	30C	1000330	1070330	1290330	1200330	1400330	2700330
4"	40C	1000340	1070340	1290340	1200340	1400340	2700340
5"	50C	1000350	1070350	1290350	1200350	1400350	CALL
6"	60C	1000360	1070360	CALL	1200360	1400360	CALL
8"	80C	1000380	1070380	CALL	1200380	1400380	CALL
10"	100C	1000390	1070390	CALL	1200390	1400390	CALL
12"	120C	1000392	1070392	CALL	CALL	1400392	CALL



BASIC FITTINGS & DIMENSIONS PART D

BASIC FITTINGS & DIMENSIONS PART E

PART D - COUPLER X FEMALE THREAD

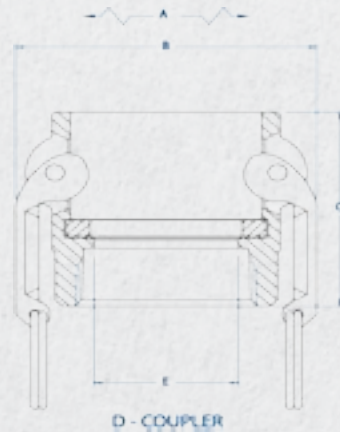


GENERAL DIMENSIONS

REF	DESCRIPTION	E05	5	3/4"	1"	1 1/4"	1 1/2"	2"	2 1/2"	3"	4"	5"	6"	8"	10"	12"
	COUPLER OR ADAPTER SIZE	0.5	0.75	0.75	1	1.25	1.5	2	2.5	3	4	5	6	8	10	12
	THREAD SIZE	0.5	0.5	0.75	1	1.25	1.5	2	2.5	3	4	5	6	8	10	12
A	O.D. WITH CAM ARMS EXTENDED in	4.21	4.51	4.51	5.1	6.86	7.16	7.54	8.03	9.56	10.66	11.67	16.26	18.23	20.66	22.72
B	OUTSIDE DIAMETER in	1.82	2.11	2.11	2.44	3.26	3.56	3.94	4.43	5.46	6.56	7.57	10.16	12.13	14.56	16.62
C	OVERALL LENGTH in	2	2.1	2.1	2.5	2.7	2.8	3.1	3.4	3.5	3.9	4.1	4.4	4.8	5.5	5.7
E	INSIDE DIAMETER in	0.67	0.67	0.88	0.97	1.25	1.5	1.88	2.38	2.88	3.6	4.5	5.5	7.5	9.4	11.4

STANDARD PARTS

SIZE	PART NAME	ALUMINUM/ STAINLESS STEEL HANDLES	ALUMINUM/ BRASS HANDLES	BRASS/ STAINLESS STEEL HANDLES	BRASS/ BRASS HANDLES	STAINLESS STEEL	POLYPROPYLENE
1/2"	E05D	1000401	1070401	1290401	1200401	1400401	CALL
3/4" x 1/2"	1/2D	1000405	1070405	1290405	1200405	1400405	CALL
3/4"	07D	1000407	1070407	1290407	1200407	1400407	2700407
1"	10D	1000410	1070410	1290410	1200410	1400410	2700410
1 1/4"	12D	1000412	1070412	1290412	1200412	1400412	2700412
1 1/2"	15D	1000415	1070415	1290415	1200415	1400415	2700415
2"	20D	1000420	1070420	1290420	1200420	1400420	2700420
2 1/2"	25D	1000425	1070425	1290425	1200425	1400425	CALL
3"	30D	1000430	1070430	1290430	1200430	1400430	2700430
4"	40D	1000440	1070440	1290440	1200440	1400440	CALL
5"	50D	1000450	1070450	1290450	1200450	1400450	CALL
6"	60D	1000460	1070460	CALL	1200460	1400460	CALL
8"	80D	1000480	1070480	CALL	1200480	1400480	CALL
10"	100D	1000490	1070490	CALL	1200490	1400490	CALL
12"	120D	1000492	1070492	CALL	CALL	1400492	CALL



PART E - ADAPTER X HOSE SHANK

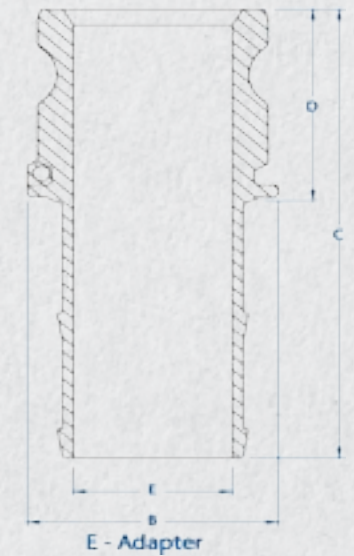


GENERAL DIMENSIONS

REF	DESCRIPTION	E05	5	3/4"	1"	1 1/4"	1 1/2"	2"	2 1/2"	3"	4"	5"	6"	8"	10"	12"
	COUPLER OR ADAPTER SIZE	0.5	0.75	0.75	1	1.25	1.5	2	2.5	3.00	4	5	6	8	10	12
	HOSE SHANK SIZE	0.5	0.5	0.75	1	1.25	1.5	2	2.5	3	4	5	6	8	10	12
B	OUTSIDE DIAMETER in	0.96	1.26	1.26	1.63	2	2.14	2.64	3.07	3.7	4.71	6.56	7.1	9.1	11.37	13.46
C	OVERALL LENGTH in	2.56	3.21	3.78	4.3	4.9	5.1	5.75	6.63	6.88	7.2	7.56	10.1	10.1	11.7	11.7
D	EXPOSED LENGTH in	1.11	1.46	1.46	1.8	2.36	2.15	2.4	2.47	2.53	2.6	2.81	3.3	3.3	2.88	2.88
E	INSIDE DIAMETER in	0.38	0.35	0.53	0.88	0.97	1.19	1.68	2.13	2.62	3.5	4.53	5.53	7.53	9.4	11.4

STANDARD PARTS

SIZE	PART NAME	ALUMINUM	BRASS	STAINLESS STEEL	POLYPROPYLENE
1/2"	E05E	1000501	1200501	1400501	CALL
3/4" x 1/2"	1/2E	CALL	1200505	1400505	CALL
3/4"	07E	1000507	1200507	1400507	2700507
1"	10E	1000510	1200510	1400510	2700510
1 1/4"	12E	1000512	1200512	1400512	2700512
1 1/2"	15E	1000515	1200515	1400515	2700515
2"	20E	1000520	1200520	1400520	2700520
2 1/2"	25E	1000525	1200525	1400525	CALL
3"	30E	1000530	1200530	1400530	2700530
4"	40E	1000540	1200540	1400540	2700540
5"	50E	1000550	1200550	1400550	CALL
6"	60E	1000560	1200560	1400560	CALL
8"	80E	1000580	1200580	1400580	CALL
10"	100E	1000590	CALL	1400590	CALL
12"	120E	1000592	CALL	CALL	CALL



BASIC FITTINGS & DIMENSIONS PART F

BASIC FITTINGS & DIMENSIONS PART V

PART F - ADAPTER X MALE THREAD

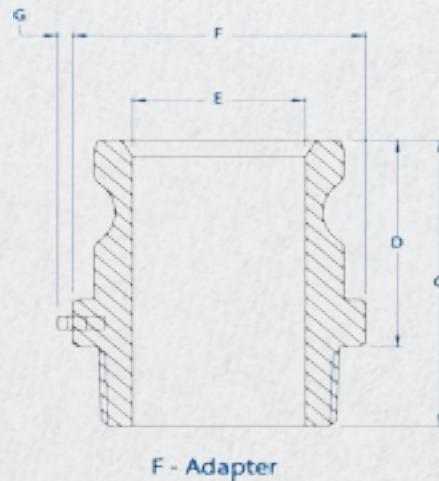


GENERAL DIMENSIONS

REF	DESCRIPTION	E05	5	3/4"	1"	1 1/4"	1 1/2"	2"	2 1/2"	3"	4"	5"	6"	8"	10"	12"
C	COUPLER OR ADAPTER SIZE	0.5	0.75	0.75	1	1.25	1.5	2	2.5	3	4	5	6	8	10	12
	THREAD SIZE	0.5	0.5	0.75	1	1.25	1.5	2	2.5	3	4	5	6	8	10	12
D	OVERALL LENGTH in	1.96	2.47	2.47	2.89	3.23	3.29	3.57	4.18	4.37	4.79	4.91	5.2	5.9	6.75	7.2
E	EXPOSED LENGTH in	1.26	1.67	1.67	1.99	2.23	2.31	2.57	2.78	2.87	3.19	3.21	3.4	3.9	4.38	4.8
F	INSIDE DIAMETER in	0.53	0.56	0.75	0.85	1.04	1.34	1.72	2.14	2.8	3.78	4.79	5.84	7.8	9.88	12
G	MAX. ACROSS CORNERS in	1.12	1.42	1.42	1.75	2.16	2.44	2.84	3.45	4.07	5.27	6.39	7.7	10	11.87	14.1
	CHAIN LUG EXTENSION in	N/A	N/A	N/A	0.34	0.34	0.3	0.28	0.29	0.44	0.4	0.16	0.6	0.6	0.6	0.6

STANDARD PARTS

SIZE	PART NAME	ALUMINUM ITEM #	BRASS ITEM #	STAINLESS STEEL ITEM #	POLYPROPYLENE ITEM #
1/2"	E05F	1000601	1200601	1400601	CALL
3/4" x 1/2"	1/2F	1000605	1200605	1400605	CALL
3/4"	07F	1000607	1200607	1400607	2700607
1"	10F	1000610	1200610	1400610	2700610
1 1/4"	12F	1000612	1200612	1400612	2700612
1 1/2"	15F	1000615	1200615	1400615	2700615
2"	20F	1000620	1200620	1400620	2700620
2 1/2"	25F	1000625	1200625	1400625	CALL
3"	30F	1000630	1200630	1400630	2700630
4"	40F	1000640	1200640	1400640	CALL
5"	50F	1000650	1200650	1400650	CALL
6"	60F	1000660	1200660	1400660	CALL
8"	80F	1000680	1200680	1400680	CALL
10"	100F	1000690	1200690	1400690	CALL
12"	120F	1000692	CALL	1400692	CALL



PART V - DUST CAP

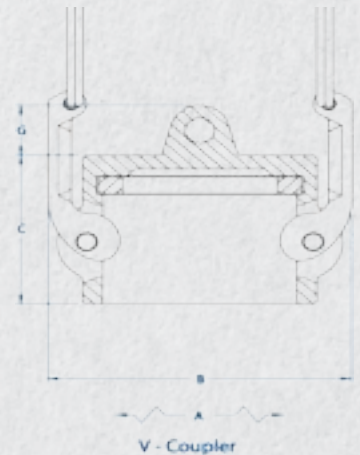


GENERAL DIMENSIONS

REF	DESCRIPTION	E05	5	3/4"	1"	1 1/4"	1 1/2"	2"	2 1/2"	3"	4"	5"	6"	8"	10"	12"
A	COUPLER OR ADAPTER SIZE	0.5	N/A	0.75	1	1.25	1.5	2	2.5	3	4	5	6	8	10	12
	O.D. WITH CAM ARMS EXTENDED in	4.21	N/A	4.51	5.1	6.86	7.16	7.54	8.03	9.56	10.66	11.67	16.26	18.23	20.66	22.72
B	OUTSIDE DIAMETER in	1.82	N/A	2.11	2.44	3.26	3.56	3.94	4.43	5.46	6.56	7.57	10.16	12.13	14.56	16.62
C	OVERALL LENGTH in	1.3	N/A	1.35	1.6	1.89	1.96	2.25	2.28	2.27	2.34	2.44	2.76	2.72	3.3	3.5
G	CHAIN LUG EXTENSION in	0.5	N/A	0.5	0.62	0.6	0.86	0.76	0.9	1.03	0.99	1.15	1.14	1.18	1.3	1.3

STANDARD PARTS

SIZE	PART NAME	ALUMINUM/ STAINLESS STEEL HANDLES ITEM #	ALUMINUM/ BRASS HANDLES ITEM #	BRASS/ STAINLESS STEEL HANDLES ITEM #	BRASS/ BRASS HANDLES ITEM #	STAINLESS STEEL ITEM #	POLYPROPYLENE ITEM #
1/2"	E05V	1001101	1071101	1291101	1201101	1401101	CALL
3/4"	07V	1001107	1071107	1291107	1201107	1401107	CALL
1"	10V	1001110	1071110	1291110	1201110	1401110	2701107
1 1/4"	12V	1001112	1071112	1291112	1201112	1401112	2701110
1 1/2"	15V	1001115	1071115	1291115	1201115	1401115	2701112
2"	20V	1001120	1071120	1291120	1201120	1401120	2701115
2 1/2"	25V	1001125	1071125	1291125	1201125	1401125	CALL
3"	30V	1001130	1071130	1291130	1201130	1401130	2701120
4"	40V	1001140	1071140	1291140	1201140	1401140	2701130
5"	50V	1001150	1071150	CALL	1201150	1401150	2701140
6"	60V	1001160	1071160	CALL	1201160	1401160	CALL
8"	80V	1001180	1071180	CALL	1201180	1401180	CALL
10"	100V	1001190	1071190	CALL	1201190	1401190	CALL
12"	120V	1001192	1071192	CALL	1201192	1401192	CALL
12"	120C	1000392	1070392	CALL	CALL	1400392	CALL



BASIC FITTINGS & DIMENSIONS PART W

PRESSURE RATING CHART

PART W - DUST PLUG

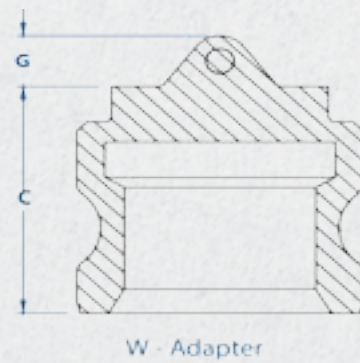


GENERAL DIMENSIONS

REF	DESCRIPTION	E05	5	3/4"	1"	1 1/4"	1 1/2"	2"	2 1/2"	3"	4"	5"	6"	8"	10"	12"
C	COUPLER OR ADAPTER SIZE	0.5	N/A	0.75	1	1.25	1.5	2	2.5	3	4	5	6	8	10	12
	OVERALL LENGTH in	1.06	N/A	1.41	1.35	1.94	2.06	1.9	2.44	2.03	2.1	2.63	2.28	2.28	3	2.88
G	CHAIN LUG EXTENSION in	0.5	N/A	0.59	0.96	0.62	0.5	0.7	0.81	1	1	0.85	1	1.18	0.9	0.5

STANDARD PARTS

SIZE	PART NAME	ALUMINUM	BRASS	STAINLESS STEEL	POLYPROPYLENE
1/2"	E05W	1001201	1201201	1401201	CALL
3/4"	07W	1001207	1201207	1401207	CALL
1"	10W	1001210	1201210	1401210	2701207
1 1/4"	12W	1001212	1201212	1401212	2701210
1 1/2"	15W	1001215	1201215	1401215	2701212
2"	20W	1001220	1201220	1401220	2701215
2 1/2"	25W	1001225	1201225	1401225	CALL
3"	30W	1001230	1201230	1401230	2701220
4"	40W	1001240	1201240	1401240	2701230
5"	50W	1001250	1201250	1401250	2701240
6"	60W	1001260	1201260	1401260	CALL
8"	80W	1001280	1201280	1401280	CALL
10"	100W	1001290	1201290	1401290	CALL
12"	120W	1001292	CALL	CALL	CALL



MATERIAL	GASKET	SIZE	MAX. ALLOWABLE WORKING PRESSURE (PSI)
Metal	Standard gaskets are Buna; any variation must be specified	1/2", 3/4 x 1/2", 3/4", 1", 1 1/4", 1 1/2", 2"	250
		2 1/2", 3"	200
		4"	150
		5", 6"	75
		8", 10", 12"	50
Non-Metal	Standard gaskets are Buna; any variation must be specified	3/4", 1", 1 1/4", 1 1/2", 2"	100
		3", 4"	50

45- & 90-DEGREE FITTINGS

45- & 90-DEGREE FITTINGS CONTINUED

90-DEGREE PART A

ADAPTER X FEMALE NPT THREAD		ALUMINUM	BRASS	STAINLESS STEEL	POLYPROPYLENE
SIZE	PART NAME	ITEM #	ITEM #	ITEM #	ITEM #
1-1/4"	12LA	CALL	62491200	CALL	CALL
1-1/2"	15LA	60491500	62491500	CALL	67491500
2"	20LA	60492000	CALL	CALL	67492000
3"	30LA	60493000	CALL	64493000	CALL



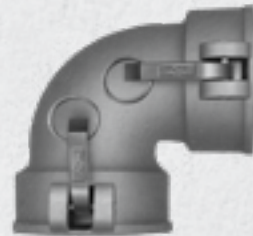
45- & 90-DEGREE COUPLER X ADAPTER

COUPLER X ADAPTER		ALUMINUM/HBS	ALUMINUM/HB	BRASS	STAINLESS STEEL
SIZE	PART NAME	ITEM #	ITEM #	ITEM #	ITEM #
2"	20CAL - 90 Deg	60502120	CALL	62502120	64504120
3"	30CAL - 90 Deg	60503130	6050000066	62503130	64503130
3"	30CAL - 45 Deg	6050313045	6050313046	62503131	64504130
4"	40CAL - 90 Deg	60504140	6050000068	62504140	64504140
4"	40CAL - 45 Deg	60504145	60504147	62504141	64505153
8"	80CAL - 90 Deg	CALL	60504181H*	CALL	CALL



45- & 90-DEGREE COUPLER X COUPLER

COUPLER X COUPLER		ALUMINUM/STAINLESS STEEL HANDLES	ALUMINUM/BRASS HANDLES	BRASS	STAINLESS STEEL
SIZE	PART NAME	ITEM #	ITEM #	ITEM #	ITEM #
2"	20DDL - 90 Deg	60502220*	CALL	CALL	CALL
3"	30DDL - 90 Deg	60503230*	CALL	CALL	64503230
4"	40DDL - 90 Deg	60504240	6050000069	62504240	64504240
4" x 3"	40X30DDL - 90 Deg	CALL	CALL	CALL	64504230
6" X 3"	60X30DDL-90 Deg	60506230*	CALL	CALL	64506260*
6"	60DDLHD - 90 Deg	60506260	CALL	CALL	CALL



90-DEGREE PART C

COUPLER X HOSE SHANK		ALUMINUM/STAINLESS STEEL HANDLES	ALUMINUM/BRASS HANDLES	BRASS	STAINLESS STEEL	POLYPROPYLENE
SIZE	PART NAME	ITEM #	ITEM #	ITEM #	ITEM #	ITEM #
1"	10CL	60501000	6050000061	62501000	64501000	CALL
1-1/4"	12CL	60501200	6050000062	62501200	64501200	CALL
1-1/4" x 1-1/2"	12X15CL	CALL	CALL	62501215	CALL	CALL
1-1/2"	15CL	60501500	6050000063	62501500	64501500	67501500
2"	20CL	60502000	6050000064	62502000	64502000	67502000
2-1/2"	25CL	CALL	CALL	62502500	CALL	CALL
3"	30CL	60503000	6050000065	62503000	64503000	CALL
4"	40CL	60504000	6050000067	62504000	64504000	CALL
6"	60CL	CALL	60506000	62506000	64506000	CALL



45- & 90-DEGREE PART D

COUPLER X FEMALE NPT THREAD		ALUMINUM/STAINLESS STEEL HANDLES	ALUMINUM/BRASS HANDLES	BRASS	STAINLESS STEEL	POLYPROPYLENE
SIZE	PART NAME	ITEM #	ITEM #	ITEM #	ITEM #	ITEM #
1"	10LD	60481000	6048000062	62481000	64481000	CALL
1-1/4"	12LD	CALL	CALL	62481200	CALL	CALL
1-1/2"	15LD	60481500	6048000063	62481500	64481500	67481500
2"	20LD	60482000	6048000005	62482000	64482000	67482000
2-1/2"	25LD	60482500	6048000103	62482500	CALL	CALL
3"	30LD	60483000	6048000060	62483000	64483000	CALL
3" w/45°	30LD - 45 Deg	60483000SP	CALL	CALL	CALL	CALL
4"	40LD	60484000	6048000061	62484000	64484000	CALL
6"	60LD	60486000	CALL	62486000	64486000	CALL
10"	100LD	CALL	CALL	CALL	64481090	CALL



REDUCER FITTINGS

REDUCER FITTINGS CONTINUED

PART A REDUCER

SIZE	PART NAME	ALUMINUM	BRASS	STAINLESS STEEL
		ITEM #	ITEM #	ITEM #
3/4" x 1"	07X10A	60220710	CALL	CALL
1" x 1/2"	10X05A	CALL	CALL	64141001
1" x 1-1/2"	10X15A	60141015	CALL	64141015
1-1/2" x 1"	15X10A	60141510	62141510	64141510
1-1/2" x 1-1/4"	15X12A	CALL	62141512	64141512
1-1/2" x 2"	15X20A	60141520	62141520	64141520
2" x 1-1/4"	20X12A	60142012*	CALL	CALL
2" x 1-1/2"	20X15A	60142015	62142015	64142015
2" x 2-1/2"	20X25A	60142025	62142025	64142025
2" x 3"	20X30A	60142030	62142030	64142030
2" x 4"	20X40A	60142040*	CALL	64142040*
2-1/2" x 1-1/2"	25X15A	60142515	CALL	CALL
2-1/2" x 2"	25X20A	60142520	62142520	64142520
2-1/2" x 3"	25X30A	60142530	62142530	64142530
2-1/2" x 4"	25X40A	60142540	62142540	CALL
3" x 1"	30X10A	CALL	CALL	CALL
3" x 2"	30X20A	60143020	62143020	64143020
3" x 2-1/2"	30X25A	60143025	62143025	CALL
3" x 4"	30X40A	60143040	62143040	64143040
4" x 2"	40X20A	CALL	CALL	64144020*
4" x 2-1/2"	40X25A	60144025	62144025	CALL
4" x 3"	40X30A	60144030	62144030	64144030
4" x 5"	40X50A	60144050	CALL	64144050
5" x 3"	50X30A	60145030	CALL	64145030

PART B REDUCER

SIZE	PART NAME	ALUMINUM	BRASS
		ITEM #	ITEM #
1" x 2"	10X20B	60181020	CALL
1-1/2" x 1"	15X10B	60181510	62181510
1-1/2" x 2"	15X20B	60181520	CALL
2" x 1"	20X10B	CALL	62182010
2" x 1-1/2"	20X15B	60182015	62182015
2" x 2-1/2"	20X25B	60182025*	CALL
2" x 3"	20X30B	60182030	CALL
2-1/2" x 2"	25X20B	60182520	62182520
2-1/2" x 3"	25X30B	60182530	CALL
3" x 2"	30X20B	60183020	62183020
3" x 2-1/2"	30X25B	60183025	62183025
3" x 4"	30X40B	60183040	62183040
4" x 2"	40X20B	60184020	CALL
4" x 2-1/2"	40X25B	60184025	62184025
4" x 3"	40X30B	60184030	62184030
5" x 3"	50X30B	60185030*	CALL
5" x 4"	50X40B	60185040*	CALL
8" x 6"	80X60B	60188060*	CALL
8" x 10"	80X100B	CALL	CALL
10" x 8"	100X80B	CALL	CALL


SIZE	PART NAME	STAINLESS STEEL
		ITEM #
1" x 3/4"	10X07B	64181007
1" x 1-1/2"	10X15B	64181015*
1" x 2"	10X20B	CALL
1-1/2" x 1"	15X10B	64181510*
2" x 1"	20X10B	64182010*
2" x 1-1/2"	20X15B	64182015
2" x 3"	20X30B	64182030*
2-1/2" x 2"	25X20B	64182520
2-1/2" x 3"	25X30B	64182530
3" x 2"	30X20B	64183020
3" x 2-1/2"	30X25B	64183025
3" x 4"	30X40B	64183040*
4" x 2"	40X20B	64184020*
4" x 3"	40X30B	64184030
5" x 3"	50X30B	CALL



PART C REDUCER

COUPLER X HOSE SHANK	PART NAME	ALUMINUM	BRASS
		ITEM #	ITEM #
1/2" x 3/4"	05X07C	CALL	62220107
1" x 3/4"	10X07C	CALL	CALL
1-1/4" x 1-1/2"	12X15C	CALL	62221215
1-1/2" x 1"	15X10C	60221510	62221510
1-1/2" x 2"	15X20C	60221520	62221520
2" x 1-1/2"	20X15C	60222015	62222015
2" x 2-1/2"	20X25C	60222025	62222025
2-1/2" x 1-1/2"	25X15C	60222515	CALL
2-1/2" x 2"	25X20C	60222520	CALL
3" x 1"	30X10C	60223010	CALL
3" x 1-1/2"	30X15C	60223015*	CALL
3" x 2"	30X20C	60223020	62223020
3" x 2-1/2"	30X25C	60223025	62223025
3" x 4"	30X40C	60223040*	CALL
3" x 5"	30X50C	60223050	CALL
4" x 2"	40X20C	60224020	62224020
4" x 2-1/2"	40X25C	60224025*	62224025
4" x 3"	40X30C	60224030	62224030
4" x 5"	40X50C	60224050	CALL
5" x 3"	50X30C	60225030*	CALL
5" x 4"	50X40C	60225040*	CALL
6" x 3"	60X30C	60226030	CALL
6" x 4"	60X40C	CALL	CALL
6" x 5"	60X50C	CALL	CALL
8" x 6"	80X60C	CALL	CALL
8" x 10"	80X100C	60228090*	CALL
10" x 8"	100X80C	60229080	CALL

COUPLER X HOSE SHANK	PART NAME	STAINLESS STEEL
		ITEM #
3/4" x 1/2"	07X05C	64220705
3/4" x 1"	07X10C	64220710
1" x 3/4"	10X07C	64221007*
1" x 1-1/2"	10X15C	64221015
1-1/2" x 1"	15X10C	64221510
1-1/2" x 2"	15X20C	64221520*
2" x 1"	20X10C	64222010*
2" x 1-1/2"	20X15C	64222015
2" x 2-1/2"	20X25C	64222025*
2-1/2" x 2"	25X20C	64222520*
3" x 2"	30X20C	64223020
3" x 2-1/2"	30X25C	64223025
3" x 4"	30X40C	64223040*
4" x 2"	40X20C	64224020*
4" x 3"	40X30C	64224030
4" x 5"	40X50C	64224050*
6" x 4"	60X40C	64226040
6" x 5"	60X50C	64226050*
8" x 6"	80X60C	64228060*



REDUCER FITTINGS CONTINUED

REDUCER FITTINGS CONTINUED

PART D REDUCER

COUPLER X FEMALE NPT THREAD		ALUMINUM/HBS	BRASS	STAINLESS STEEL
SIZE	PART NAME	ITEM #	ITEM #	ITEM #
1-1/2" x 1"	15X10D	60201510	62201510	64201510
1-1/2" x 1-1/4"	15X12D	CALL	62201512	64201512
1-1/2" x 2"	15X20D	60201520	CALL	CALL
2" x 1"	20X10D	60202010*	CALL	CALL
2" x 1-1/2"	20X15D	60202015	62202015	64202015
2-1/2" x 1"	25X10D	60202510	CALL	CALL
2-1/2" x 2"	25X20D	60202520	62202520	64202520*
2-1/2" x 3"	25X30D	60202530	CALL	CALL
3" x 1"	30X10D	60203010*	CALL	CALL
3" x 2"	30X20D	60203020	62203020	64203020
3" x 2-1/2"	30X25D	60203025	62203025	64203025
3" x 4"	30X40D	60203040*	CALL	64203040*
4" x 3"	40X30D	60204030	62204030	64204030
5" x 4"	50X40D	60205040*	CALL	64205040*
8" x 6"	80X60D	CALL	CALL	CALL



PART E REDUCER

ADAPTER X HOSE SHANK		ALUMINUM	BRASS	STAINLESS STEEL	HARD COAT ALUM
SIZE	PART NAME	ITEM #	ITEM #	ITEM #	ITEM #
1" x 1/2"	10X05E	CALL	CALL	64241005*	CALL
1" x 3/4"	10X07E	60241007	CALL	CALL	CALL
1" x 1-1/2"	10X15E	CALL	CALL	64241015	CALL
1-1/2" x 1"	15X10E	60241510	CALL	CALL	CALL
2" x 1"	20X10E	60242010*	CALL	CALL	CALL
2" x 1-1/2"	20X15E	60242015	62242015	64242015*	70242015
2" x 2-1/2"	20X25E	60242025	62242025	64242025*	CALL
3" x 2"	30X20E	60243020	62243020	64243020	70243020
3" x 2-1/2"	30X25E	60243025	62243025	64243025	CALL
4" x 3"	40X30E	60244030	62244030	64244030	70244030
4" x 5"	40X50E	60244050	CALL	CALL	CALL
5" x 4"	50X40E	60245040*	CALL	CALL	CALL
6" x 4"	60X40E	60246040*	CALL	64246040*	CALL
6" x 5"	60X50E	60246050*	CALL	CALL	CALL
8" x 6"	80X60E	60248060*	CALL	CALL	CALL
10" x 8"	100X80E	60249080*	CALL	CALL	CALL



PART F REDUCER

ADAPTER X MALE NPT THREAD		ALUMINUM	BRASS	STAINLESS STEEL
SIZE	PART NAME	ITEM #	ITEM #	ITEM #
1" x 3/4"	10X07F	CALL	62161007	64341007
1" x 1-1/2"	10X15F	60161015	62161015	CALL
1" x 2"	10X20F	60161020	62161020	64161020
1 1/4" x 1-1/2"	12X15F	60161215	CALL	CALL
1-1/2" x 1"	15X10F	60161510	62161510	64161510
1-1/2" x 1-1/4"	15X12F	CALL	62161512	64161512
1-1/2" x 2"	15X20F	60161520	62161520	64161520
2" x 1"	20X10F	CALL	CALL	64162010*
2" x 1-1/2"	20X15F	60162015	62162015	64162015
2" x 2-1/2"	20X25F	60162025	CALL	64162025*
2" x 3"	20X30F	60162030	62162030	64162030
2-1/2" x 3"	25X30F	60162530	62162530	64162530*
2-1/2" x 4"	25X40F	CALL	62162540	CALL
3" x 1-1/2"	30X15F	60163015	62163015	64163015
3" x 2"	30X20F	60163020	62163020	64163020
3" x 2-1/2"	30X25F	60163025	62163025	64163025*
3" x 4"	30X40F	60163040	62163040	64163040
4" x 2"	40X20F	60164020	62164020	64164020*
4" x 2-1/2"	40X25F	60164025	62164025	CALL
4" x 3"	40X30F	60164030	62164030	64164030
5" x 4"	50X40F	60165040	62165040	CALL



COUPLER X ADAPTER REDUCER

COUPLER X ADAPTER		BRASS	STAINLESS STEEL
SIZE	PART NAME	ITEM #	ITEM #
3/4" X 2"	07CX20A LONG	CALL	64260720
1" x 3/4"	10CX07A LONG	CALL	64261007*
1" x 1-1/2"	10CX15A LONG	62261015	64261015*
1" x 2"	10CX20A LONG	CALL	64261020*
1" x 3"	10CX30A LONG	CALL	64261030*
1-1/2" X 1"	15CX10A LONG	62261510	64261510
1-1/2" x 2"	15CX20A LONG	62261520	64261520
1-1/2" x 3"	15CX30A LONG	CALL	64261530*
1-1/2" x 4"	15CX40A LONG	62261540	CALL
2" x 3/4"	20CX07A LONG	CALL	64262007*
2" x 1"	20CX10A LONG	62262010	CALL
2" x 1-1/4"	20CX12A LONG	CALL	64262012
2" x 1-1/2"	20CX15A LONG	62262015	64262015
2" x 2"	20CX20A LONG	CALL	64262020*
2" x 2-1/2"	20CX25A LONG	CALL	64262025*
2" x 3"	20CX30A LONG	62262030	64262030
2" x 4"	20CX40A LONG	CALL	64262040*
2-1/2" x 2"	25CX20A LONG	62262520	64262520*
2-1/2" x 3"	25CX30A LONG	CALL	64262530*
2-1/2" x 4"	25CX40A LONG	62262540	64262540*
3" x 1"	30CX10A LONG	CALL	64263010*
3" x 1-1/2"	30CX15A LONG	62263015	CALL
3" x 2"	30CX20A LONG	62263020G	64263020
3" x 2-1/2"	30CX25A LONG	62263025	CALL
3" x 4"	30CX40A LONG	62263040	64263040
3" x 6"	30CX60A LONG	CALL	CALL
4" x 2-1/2"	40CX25A LONG	62264025	CALL
4" x 3"	40CX30A LONG	62264030G	64264030
4" x 5"	40CX50A LONG	62264050	64264050*
4" x 6"	40CX60A LONG	CALL	64264060*
5" x 4"	50CX40A LONG	62265040	64265040
5" X 6"	50CX60A LONG	CALL	64265060*
6" x 1-1/2"	60CX15A LONG	CALL	CALL
6" x 2"	60CX20A LONG	CALL	64266020*
6" x 3"	60CX30A LONG	CALL	64266030*
6" x 4"	60CX40A LONG	CALL	64266040
6" x 5"	60CX50A LONG	CALL	64266050
8" x 4"	80CX40A LONG	CALL	64268040*
8" x 6"	80CX60A LONG	CALL	64268060*

REDUCER FITTINGS CONTINUED

REDUCER FITTINGS CONTINUED

COUPLER X ADAPTER REDUCER (CONTINUED)

COUPLER X ADAPTER	ALUMINUM	
SIZE	PART NAME	ITEM #
1" x 3/4"	10CX07A LONG	60261007*
1" x 1-1/2"	10CX15A LONG	60261015
1-1/4" x 1-1/2"	12CX15A LONG	60261215
1-1/4" x 2"	12CX20A LONG	60261220*
1-1/2" x 1"	15CX10A LONG	60261510
1-1/2" x 1-1/4"	15CX12A LONG	60261512*
1-1/2" x 2"	15CX20A LONG	60261520
1-1/2" x 2-1/2"	15CX25A LONG	60261525*
1-1/2" x 3"	15CX30A LONG	60261530
1-1/2" x 4"	15CX40A LONG	60261540*
2" x 3/4"	20CX07A LONG	60262007
2" x 1"	20CX10A LONG	60262010
2" x 1-1/4"	20CX12A LONG	60262012
2" x 1-1/2"	20CX15A LONG	60262015
2" x 2-1/2"	20CX25A LONG	60262025*
2" x 3"	20CX30A LONG	60262030
2" x 4"	20CX40A LONG	60262040
2-1/2" x 2"	25CX20A LONG	60262520
2-1/2" x 2-1/2"	25CX25A LONG	60262525
2-1/2" x 3"	25CX30A LONG	60262530*
2-1/2" x 4"	25CX40A LONG	60262540
3" x 1-1/2"	30CX15A LONG	60263015

COUPLER X ADAPTER	ALUMINUM	
SIZE	PART NAME	ITEM #
3" x 2"	30CX20A LONG	60263020G
6" x 3"	60CX30A LONG	CALL
6" x 4"	60CX40A LONG	CALL
6" x 5"	60CX50A LONG	CALL
6" x 8"	60CX80A LONG	60266080*
8" x 4"	80CX40A LONG	60268040*
8" x 6"	80CX60A LONG	60268060G*
12" x 6"	120CX60A LONG	CALL
3" x 2-1/2"	30CX25A LONG	60263025
3" x 4"	30CX40A LONG	60263040
3" x 5"	30CX50A LONG	60263050
3" x 6"	30CX60A LONG	60263060*
4" x 1-1/2"	40CX15A LONG	60264015
4" x 2"	40CX20A LONG	60264020G
4" x 2-1/2"	40CX25A LONG	60264025
4" x 3"	40CX30A LONG	CALL
4" x 4"	40CX40A LONG	60264040
4" x 5"	40CX50A LONG	60264050
4" x 6"	40CX60A LONG	60264060
5" x 4"	50CX40A LONG	60265040
5" x 6"	50CX60A LONG	60265060*
6" x 2"	60CX20A LONG	CALL

COUPLER X COUPLER

COUPLER X COUPLER		ALUMINUM	BRASS	STAINLESS STEEL
SIZE	PART NAME	ITEM #	ITEM #	ITEM #
1" x 1"	10CX10C	60271010	62271010	64271010
1-1/4" x 1-1/4"	12CX12C	60271212	CALL	64271220*
1-1/2" x 1-1/2"	15CX15C	60271515	62271515	64271515
2" x 1-1/2"	20CX15C	60272015*	CALL	64272015*
2" x 2"	20CX20C	60272020	62272020	64272020
2-1/2" x 2"	25CX20C	60272520*	CALL	CALL
2-1/2" x 2-1/2"	25CX25C	60272525	62272525	64272525*
3" x 2"	30CX20C	60273020	62273020	64273020
3" x 2-1/2"	30CX25C	60272530	CALL	64272530*
3" x 3"	30CX30C	60273030	62273030	64273030
4" x 2"	40CX20C	60274020	CALL	64274020
4" x 3"	40CX30C	60274030	62274030	64273040
4" x 4"	40CX40C	60274040	62274040	64274040
5" x 4"	50CX40C	60275040*	CALL	64275040*
5" x 5"	50CX50C	60275050*	CALL	CALL
6" x 2"	60CX20C	60276020*	CALL	CALL
6" x 4"	60CX40C	60276040*	CALL	CALL
6" x 5"	60CX50C	60276050*	CALL	CALL
8" x 4"	80CX40C	60278040*	CALL	CALL
8" x 6"	80CX60C	60278060	CALL	CALL
8" x 8"	80CX80C	60278080	CALL	CALL



* RAGCO supports the autonomy of its locations to select the best products to service their markets. Subtle variations of these specifications may exist. Contact your RAGCO affiliate for confirmation.

* RAGCO supports the autonomy of its locations to select the best products to service their markets. Subtle variations of these specifications may exist. Contact your RAGCO affiliate for confirmation.

REDUCER FITTINGS CONTINUED


SA SPOOL ADAPTER - ADAPTER X ADAPTER

ADAPTER X ADAPTER		ALUMINUM	BRASS	STAINLESS STEEL	DUCTILE IRON	HARD COAT ALUM
SIZE	PART NAME	ITEM #	ITEM #	ITEM #	ITEM #	ITEM #
1/2" x 1/2"	SAE05XE05	60280101	62280101	64280101	CALL	CALL
3/4" x 3/4"	SA07X07	60280707	62280707	64280707	CALL	70280707
1" x 3/4"	SA10X07	60281007	62281007	CALL	CALL	CALL
1" x 1"	SA10X10	60281010	62281010	64281010	68281010	70281010
1" x 1 1/2"	SA10X15	60281015	62281015	64281015*	CALL	70281015
1" x 2"	SA10X20	CALL	62281020	64281020*	CALL	CALL
1" x 3"	SA10X30	CALL	62281030	CALL	CALL	CALL
1-1/4" x 1-1/4"	SA12X12	60281212	62281212	64281212	CALL	70281212
1-1/4" x 1-1/2"	SA12X15	60281215	62281215	64281215	CALL	CALL
1-1/2" x 1-1/2"	SA15X15	60281515	62281515	64281515	68281515	70281515
1-1/2" x 2"	SA15X20	60281520	62281520	64281520	68281520	70281520
1-1/2" x 4"	SA15X40	60281540	62281540	CALL	CALL	CALL
2" x 3/4"	SA20X07	60282007	CALL	CALL	CALL	CALL
2" x 2"	SA20X20	60282020	62282020	64282020	68282020	70282020
2" x 2-1/2"	SA20X25	60282025	62282025	CALL	CALL	70282025
2" x 3"	SA20X30	60282030	62282030	64282030	68282030	70282030
2-1/2" x 2"	SA25X20	CALL	CALL	64282520*	CALL	CALL
2-1/2" x 2-1/2"	SA25X25	60282525	62282525	64282525	68282525	CALL
2-1/2" x 3"	SA25X30	60282530	62282530	64282530	68282530	70282530
3" x 1-1/2"	SA30X15	60283015	62283015	64283015*	CALL	70283015
3" x 3"	SA30X30	60283030	62283030	64283030	68283030	70283030
3" x 4"	SA30X40	60283040	62283040	64283040	68283040	70283040
4" x 2"	SA40X20	60284020	62284020	64284020	CALL	70284020
4" x 4"	SA40X40	60284040	62284040	64284040	68284040	70284040
5" x 4"	SA50X40	60285040	CALL	64285040*	68285040	CALL
5" x 5"	SA50X50	60285050	62285050	64285050	68285050	CALL
6" x 3"	SA60X30	60286030	CALL	64286030*	CALL	70286030
6" x 4"	SA60X40	60286040	62286040	64284060*	68286040	70286040
6" x 5"	SA60X50	60286050*	CALL	CALL	CALL	CALL
6" x 6"	SA60X60	60286060	62286060	64286060*	CALL	70286060
6" x 8"	SA60X80	60286080*	CALL	CALL	CALL	CALL
8" x 4"	SA80X40	60288040*	CALL	CALL	CALL	CALL
10" x 6"	SA100X60	60289060*	CALL	CALL	CALL	CALL
10" x 8"	SA100X80	60289080*	CALL	CALL	CALL	CALL




COUPLER X ADAPTER X ADAPTER "Y" FITTING

		ALUMINUM	BRASS	STAINLESS STEEL
SIZE	PART NAME	ITEM #	ITEM #	ITEM #
2"	20CX20AY	60592020	62592020	64592020
3" x 2"	30CX20AY	CALL	CALL	64593020*
3"	30CX30AY	CALL	CALL	64593030*
4"	40CX40AY	60594040*	CALL	CALL
6"	60CX60AYHD	60596060	CALL	CALL
6" x 6" x 4"	60CX60AX40AYHD	60596064	CALL	CALL




COUPLER X COUPLER X ADAPTER "Y" FITTING

		ALUMINUM	BRASS
SIZE	PART NAME	ITEM #	ITEM #
2"	20AX20CY	60312020	62312020
4"	40AX40CY	60594140	CALL
6" x 4"	60AX40CYHD	60596041	CALL
6"	60AX60CYHD	60596061	CALL



COUPLER X ADAPTER X ADAPTER "T" FITTING

		ALUMINUM
SIZE	PART NAME	ITEM #
1-1/2"	15AX15AX15CT	60591515
2"	2AX20AX20CT	CALL
3"	30AX30AX30CT	CALL



FITTING X FLANGE

FITTING X FLANGE CONTINUED

COUPLER X FLANGE

		ALUMINUM/ BRASS HANDLES	ALUMINUM/ STAINLESS STEEL HANDLES	BRASS	STAINLESS STEEL
SIZE	PART NAME	ITEM #	ITEM #	ITEM #	ITEM #
3/4" X 1"	PF07X10C	CALL	CALL	CALL	64540710
1"	PF10C*	CALL	60541000*	CALL	64541000
1-1/2"	PF15C	CALL	60541500	62541500	64541500
1-1/2" X 2"	PF15X20C	CALL	CALL	CALL	64541520
2"	PF20C	6054000070	60542000	62542000	64542000
2" X 3"	PF20X30C	CALL	CALL	CALL	64542030*
2-1/2"	PF25C	CALL	60542500	62542500	64542500*
2-1/2" X 3"	PF25X30C	CALL	CALL	62542530	CALL
2-1/2" X 4"	PF25X40C	CALL	CALL	62542540	64542540
3"	PF30C	6054000071	60543000	62543000	64543000
3" x 2"	PF30X20C	CALL	CALL	CALL	64543020*
3" x 4"	PF30X40C	CALL	CALL	CALL	64543040*
3" x 6"	PF30X60C	60543060*	CALL	CALL	CALL
4"	PF40C	6054000072	60544000	62544000	64544000
4" x 3"	PF40X30C	6054030	CALL	CALL	CALL
4" x 6"	PF40X60C	6054060	6054060	CALL	CALL
5"	PF50C	CALL	60545000*	CALL	64545000
6"	PF60C	60546000	CALL	62546000	64546000
6" x 8"	PF60X80C	CALL	CALL	CALL	CALL
8"	PF80C	6054000073	60548000	62548000	64548000
8" x 12"	PF80X120C	605408092	CALL	CALL	CALL
10"	PF100C	60549000	CALL	CALL	64549000
12"	PF120C	60549200	60549201	CALL	CALL



ADAPTER X FLANGE


		ALUMINUM	BRASS	STAINLESS STEEL
SIZE	PART NAME	ITEM #	ITEM #	ITEM #
3/4"	PF07A	CALL	CALL	64520700*
1"	PF10A	60521000	CALL	64521000
1" x 2"	PF10X20A	CALL	CALL	64521020
1-1/4" X 1-1/2"	PF12X25A	CALL	CALL	64521215*
1-1/2"	PF15A	60521500	62521500	64521500
1-1/2" x 2"	PF15X20A	CALL	CALL	64521520*
1-1/2" x 3"	PF15X30A	CALL	CALL	64521530*
2"	PF20A	60522000	62522000	64522000
2" x 1-1/2"	PF20X15A	CALL	CALL	64522015*
2" x 2-1/2"	PF20X25A	CALL	CALL	64522025
2" x 3"	PF20X30A	CALL	CALL	64522030*
2" x 4"	PF20X40A	CALL	CALL	64522040
2-1/2"	PF25A	60522500	62522500	64522500
2-1/2" x 4"	PF25X40A	60522540	CALL	64522540
3"	PF30A	60523000	62523000	64523000
3" x 2"	PF30X20A	CALL	CALL	64523020
3" x 4"	PF30X40A	60523040	62523040	64523040*
3" x 6"	PF30X60A	60523060*	CALL	CALL
4"	PF40A	60524009	62524000	64524000
4" x 3"	PF40X30A	60524030	CALL	64524030*
4" x 6"	PF40X60A	60524060	CALL	64524060
4" x 8"	PF40X80A	60524080	CALL	CALL
5"	PF50A	60525000	62525000	64525000
6"	PF60A	60526000	62526000	64526000
6" x 8"	PF60X80A	60526080	CALL	CALL
8"	PF80A	60528000	62528000	64528000
8" x 4"	PF80X40A	60528040*	CALL	CALL
10"	PF100A	60529000	62529000	64529000
10" x 12"	PF100X120A	CALL	CALL	64529092*
12"	PF120A	60529200	62529200	64529200



FITTING ACCESSORIES

SECURITY CHAINS

		SS CHAINW/SS HOOKS	SS CHAIN W/SS RINGS
LENGTH	PART NAME	ITEM #	ITEM #
6"	S56	5101060A	5101061A
8"	S51	5101080A	5101081A
12"	S52	5101092A	5101093A



		BRASS CHAIN W/SS HOOKS	BRASS CHAIN W/ZINC RINGS
LENGTH	PART NAME	ITEM #	ITEM #
6"	C51	5100560A	5100560B
12"	C52	5100592A	5105592A



STANDARD CAM ARM SETS

		BRASS		300 SERIES STAINLESS STEEL	
COUPLER SIZE	PART NAME	ITEM #	PART NAME	ITEM #	ITEM #
1/2 & 3/4"	HB10	5000505S	HBS10	5001505S	
1"	HB11	5000510S	HBS11	5001510S	
1-1/4"	HB12	5000512S	HBS12	5001512S	
1-1/2"	HB15	5000515S	HBS15	5001515S	
2 & 2-1/2"	HB20/25	5000520S	HBS20/25	5001520S	
3, 4, & 5"	HB30/40/50	5000530S	HBS30/40/50	5001530S	
6, 8, 10 & 12"	HB60/80	5000560S	HBS60/80	CALL	



CAM ARM RINGS

	STAINLESS STEEL	ZINC PLATED STEEL	BRASS CHAIN W/ ZINC RINGS
SIZE	ITEM #	ITEM #	ITEM #
1/2" - 2-1/2" Small Rings	5201005	5201505	5100560B
3" - 12" Large Rings	5201030	5201530	5105592A



CAMLOCK GASKETS

REPLACEMENT GASKETS

	STANDARD BUNA		EXTRA FUEL RESISTANT BUNA		NEOPRENE		VITON		SILICONE	
SIZE	PART NAME	ITEM #	PART NAME	ITEM #	PART NAME	ITEM #	PART NAME	ITEM #	PART NAME	ITEM #
1/2"	B05Y	5500205	CALL	CALL	N05Y	5500405	V05Y	5500805	S05Y	5502205
3/4"	B01	5500207	B01F	5500207F	N01	5500407	V01	5500807	S01	5502207
1"	B02	5500210	B02F	5500210F	N02	5500410	V02	5500810	S02	5502210
1-1/4"	B03	5500212	B03F	5500212F	N03	5500412	V03	5500812	S03	5502212
1-1/2"	B04	5500215	B04F	5500215F	N04	5500415	V04	5500815	S04	5502215
2"	B05	5500220	B05F	5500220F	N05Y	5500420	V05Y	5500820	S05	5502220
2-1/2"	B06	5500225	B06F	5500225F	N06	5500425	V06	5500825	S06	5502225
3"	B07	5500230	B07F	5500230F	N07	5500430	V07	5500830	S07	5502230
4"	B08	5500240	B08F	5500240F	N08	5500440	V08	5500840	S08	5502240
5"	B09	5500250	B09F	5500250F	N09	5500450	V09	5500850	S011	5502280
6"	B010	5500260	B010F	5500260F	N010	5500460	V010	5500860	CALL	CALL
8"	B011	5500280	CALL	CALL	N011	5500480	V011	5500880	CALL	CALL
10"	B012	5500290	CALL	CALL	CALL	CALL	V012	5500890	CALL	CALL
12"	B013	5500292	CALL	CALL	CALL	CALL	CALL	CALL	CALL	CALL

Other materials including silicone, PTFE enveloped, EPDM, food grade, etc. are available. Contact your Ragco location for more info.



PIN-LUG COUPLINGS

Also called "suction hose couplings," these are threaded couplings used for suction or discharge of water or other fluids. Standard threading is NPSM (National Pipe Straight Mechanical). 1-1/2" and 2-1/2" are available in NST thread (American National Fire Hose Straight Thread). NST does not interchange. Pin lugs are on all sizes of the female end. Sizes 2-1/2" through 6" also have pin lugs on the male end. Fittings seal on a washer that sits in the female end. Replacement washers are available.

PIN-LUG COUPLING SETS

SIZE	THREAD	ALUMINUM W/ BRASS SWIVEL	BRASS W/ BRASS SWIVEL
1 1/2"	NPSM	AB150	BR150
1 1/2"	NST	AB150NST	BR150NST
2"	NPSM	AB200	BR200
2 1/2"	NPSM	AB250	BR250
2 1/2"	NST	AB250NST	BR250NST
3"	NPSM	AB300	BR300
4"	NPSM	AB400	BR400
6"	NPSM	AB600	BR600



WASHERS FOR PIN LUGS


SIZE	PART #
1 1/2"	RW150
1 1/2" NST	RW150NST
2"	RW200
2 1/2"	RW250
2 1/2" NST	RW250NST
3"	RW300
4"	RW400
6"	RW600



COMBINATION HOSE NIPPLES

Combination hose nipples are used in a variety of fluid applications. They are available in unplated steel, plated steel, polypropylene, and stainless steel. End (male) threads are NPT (will mate with foot valves, strainers, cam- and-groove part A, D etc.) and are the same size as shanks. Jump sizes and reducers are also available.

PLATED



POLYPROPYLENE



STAINLESS



SIZE	UNPLATED STEEL PART #	PLATED STEEL PART #	STAINLESS STEEL PART #	POLYPROPYLENE PART #
1/2"	CN050	CN050P	CN050S	CN050PP
3/4"	CN075	CN075P	CN075S	CN075PP
1"	CN100	CN100P	CN100S	CN100PP
1 1/4"	CN125	CN125P	CN125S	CN125PP
1 1/2"	CN150	CN150P	CN150S	CN150PP
2"	CN200	CN200P	CN200S	CN200PP
2 1/2"	CN250	CN250P	CN250S	CN250PP
3"	CN300	CN300P	CN300S	CN300PP
4"	CN400	CN400P	CN400S	CN400PP
5"	CN500	CN500P	CN500S	CN500PP
6"	CN600	CN600P	CN600S	CN600PP
8"	CN800	CN800P	CN800S	CN800PP
10"	CN1000	CN1000P	CN1000S	CN1000PP
12"	CN1200	CN1200P	CN1200S	CN1200PP

UNIVERSAL AIR COUPLINGS 2-LUG & 4-LUG

Also called "Chicago," "CP," or "Crow's Foot" couplings. Used to connect air lines from compressors or other air sources to all types of pneumatic tools and equipment. All 2-lug head connections are of one size for easy interchange. Hose shank or threaded end is coupling size. Male and female threads are NPT. Malleable iron plated. (European style universals are available by special order.) Universal crowfoot couplings are recommended to be used in the transfer of air and/or water.



The application should be in an open system where the air or water is in motion (dynamic) and not in a closed, pressurized (static) condition. This dynamic application involves continuous flow; therefore, back pressure would be relieved by the very nature of the application. The applicable system should contain pressure relief valves to relieve any excess pressure. Safety clips and safety cables should be installed on either side of the coupling connection. The rated, maximum working pressure of Universal Crowfoot Air Hose Couplings is 150 psi (at ambient temperature - 70°F) for all parts. Standard parts are iron; parts are available made of other metals.

2-lug: for connections 1/4" - 1" **4-lug:** for connections 1 1/4" - 2"

WARNING: Universal Air Hose Couplings should NEVER be used for steam service.

MALE END

MALE END SIZE	LUG	PART #
1/4"	2	ME-25
3/8"	2	ME-38
1/2"	2	ME-50
3/4"	2	ME-75
1"	2	ME-100
1 1/4"	4	-
1 1/2"	4	-
2"	4	-

FEMALE END

MALE END SIZE	LUG	PART #
1/4"	2	FE-25
3/8"	2	FE-38
1/2"	2	FE-50
3/4"	2	FE-75
1"	2	FE-100
1 1/4"	4	FE-125
1 1/2"	4	FE-150
2"	4	FE-200

HOSE END

HOSE END SIZE	LUG	PART #
1/4"	2	HE-25
3/8"	2	HE-38
1/2"	2	HE-50
3/4"	2	HE-75
1"	2	HE-100
1 1/4"	4	HE-125
1 1/2"	4	HE-150
2"	4	HE-200

ACCESSORIES

ACCESSORIES	PART #
Washer for 2-Lug	UG2
Washer for 4-Lug	UG4
3-Way Connector	TWC
Dead End	BEC
Safety Pin & Lanyard	SPL

GROUND JOINT COUPLINGS

An all-purpose coupling, the female ground joint consists of a **MALE STEM**, **WING NUT** and **FEMALE SPUD**. The female spud has NPT threads to accept the NPT threads of a rigid connection or male NPT nipple. Widely used for air, water or steam, the ground joint is secured with an interlocking clamp or ferrule. By replacing the female spud of a ground joint coupling with a double or male spud, hose-to-hose ground joint connections or hose-to-rigid connections are simplified. Double spuds for hose-to-hose connections are threaded **NPS MALE X NPS MALE**. (GJ wing nut is also NPS). For hose-to-rigid connection, the male spud is threaded **NPS MALE X NPT MALE**.



SIZE	PART #
1/2"	GFS050
3/4"	GFS075
1"	GFS100
1 1/4"	GFS125
1 1/2"	GFS150
2"	GFS200
2 1/2"	GFS250
3"	GFS300
4"	GFS400

SIZE	PART #
1/2"	GMS050
3/4"	GMS075
1"	GMS100
1 1/4"	GMS125
1 1/2"	GMS150
2"	GMS200
2 1/2"	GMS250
3"	GMS300
4"	GMS400

SIZE	PART #
1/2"	GDS050
3/4"	GDS075
1"	GDS100
1 1/4"	GDS125
1 1/2"	GDS150
2"	GDS200
2 1/2"	GDS250
3"	GDS300
4"	GDS400

SIZE	PART #
1/2"	GJF050
3/4"	GJF075
1"	GJF100
1 1/4"	GJF125
1 1/2"	GJF150
2"	GJF200
2 1/2"	GJF250
3"	GJF300
4"	GJF400

MALE STEM HEX HOSE NIPPLES

For air or many other applications, MS nipples are economical and reusable. The MS nipple accepts bands or clamps. However, each MS is especially designed with a collar behind the hex to engage the gripping fingers of an interlocking clamp. MS threads are NPT. Steel plated. Use also as companion end of female ground joint.

HOSE SIZE	THREAD SIZE	PART #
1/4"	1/4"	MS4-4
1/4"	3/8"	MS4-6
3/8"	1/4"	MS6-4
3/8"	3/8"	MS6-6
3/8"	1/2"	MS6-8
1/2"	1/4"	MS8-4
1/2"	3/8"	MS8-6
1/2"	1/2"	MS8-8
1/2"	3/4"	MS8-12
3/4"	1/2"	MS12-8

HOSE SIZE	THREAD SIZE	PART #
3/4"	3/4"	MS12-12
3/4"	1"	MS12-16
1"	3/4"	MS16-12
1"	1"	MS-16-16
1 1/4"	1 1/4"	MS20-20
1 1/2"	1 1/2"	MS24-24
2"	2"	MS32-32
2 1/2"	2 1/2"	MS40-40
3"	3"	MS48-48
4"	4"	MS64-64



SANDBLAST COUPLINGS

There are three active sandblast system couplings: **NOZZLE HOLDERS** that accept the male threaded end of a sandblast nozzle, the **THREADED POT END** that is connected to the combination air and abrasive mix from the sandblast pot, and **HOSE ENDS** that are used to make hose-to-hose connections or hose-to-blast pot connections. All three are available in aluminum or brass. Hose ends are also available in iron.

NOZZLE HOLDERS

Nozzle Holders are sleeve type couplings, secured to the hose with wood screws and have the same features as the sandblast hose end. The exception is that the end of the nozzle holder is NPT threaded to accept the sandblasting nozzle.

SIZE	ALUMINUM	BRASS
3/4"	NH1A	MH1B
1"	NH2A	NH2B
1 1/4"	NH3A	NH3B
1 1/2"	NH4A	NH4B



THREADED POT ENDS

Threaded Pot Ends do not fit the hose, but rather are threaded (NPT or NPS) onto the sandblast pot. Once properly threaded to the discharge pipe on the pot, the 2-lug crowfoot design can now be connected to the 2-lug crowfoot design of the hose end. Now the pot can supply mix to the operator by way of the hose to the sandblast nozzle.

SIZE	TYPE	ALUMINUM	BRASS
1 1/4"	NPT	SB1A	SB1B
1 1/4"	NPS	SB10A	SB10B
1 1/2"	NPT	SB2A	SB2B
1 1/2"	NPS	SB20A	SB20B



HOSE ENDS

Hose Ends are sleeve type couplings that fit over the OD of the sandblast hose. They are secured to the hose with wood screws. Countersunk holes on the hose end ensure that the screws fit correctly and will not be snagged while the hose is in operation. Within the ID of the hose end is a corkscrew ridge that helps to twist the coupling onto the hose and, more importantly, helps to minimize the force of blow-back. Hose-to-hose or hose-to-pot connections are made by the 2-lug crowfoot design. No matter what the hose size, the 2-lug hose ends interchange for common connections.

SIZE	ALUMINUM	BRASS
3/4"	Q1A	Q1B
1"	Q2A	Q2B
1 1/4"	Q3A	Q3B
1 1/2"	Q4A	Q4B



HOSE MENDERS

Hose menders repair hoses up to and including IDs of 12". After cutting out the damaged hose portion, insert each end of the mender (shanks) into the remaining good ends of the hose. Secure the mender with bands or DB double bolt clamps. Each end will accommodate two or more bands or two clamps for an economical and efficient return to service. Typically plated steel.

SIZE	PART #
1/2"	SM050
3/4"	SM075
1"	SM100
1 1/4"	SM125
1 1/2"	SM150
2"	SM200
2 1/2"	SM250

SIZE	PART #
3"	SM300
4"	SM400
5"	SM500
6"	SM600
8"	SM800
10"	SM1000
12"	SM1200



PUSH-ON FITTINGS

Brass Push-On Fittings are specially manufactured for use with push-on hoses in low pressure applications. No clamp or ferrule is required if properly inserted. The barb will secure itself to the tube of the hose. Females also available in a swivel.

MALE THREADS



FEMALE THREADS



PUSH-ON MENDERS



MALE THREADS

HOSE SIZE	THREAD SIZE	PART #
1/4"	1/8"	BMP-0402
1/4"	1/4"	BMP-0404
1/4"	3/8"	BMP-0406
5/16"	1/4"	BMP-0504
3/8"	1/8"	BMP-0602
3/8"	1/4"	BMP-0604
3/8"	3/8"	BMP-0606
3/8"	1/2"	BMP-0608
1/2"	1/4"	BMP-0804
1/2"	3/8"	BMP-0806
1/2"	1/2"	BMP-0808
1/2"	3/4"	BMP-0812
5/8"	3/8"	BMP1008
5/8"	1/2"	BMP-1012
3/4"	1/2"	BMP-1208
3/4"	3/4"	BMP-1212

FEMALE THREADS

HOSE SIZE	THREAD SIZE	PART #
1/4"	1/8"	BFP-0402
1/4"	1/4"	BFP-0404
5/16"	1/4"	BFP-0504
3/8"	1/4"	BFP-0604
3/8"	3/8"	BFP-0606
1/2"	3/8"	BFP-0806
1/2"	1/2"	BFP-0808

PUSH-ON MENDERS

HOSE SIZE	PART #
1/4"	BHP-0404
5/16"	BHP-0505
3/8"	BHP-0606
1/2"	BHP-0808
5/8"	BHP-1010
3/4"	BHP-1212

BRASS THREADED HOSE FITTINGS

Recommended for low pressure air and water applications. Attachable with ferrules or hose clamps. Also available in stainless steel.

MALE NPT



FEMALE NPT



FEMALE NPSM SWIVEL (BALL SEAT)



HOSE SIZE X NPT	PART #
1/4 x 1/8	BM-0402
1/4 x 1/4	BM-0404
1/4 x 3/8	BM-0406
5/16 x 1/8	BM-0502
5/16 x 1/4	BM-0504
3/8 x 1/8	BM-0602
3/8 x 1/4	BM-0604
3/8 x 3/8	BM-0606
3/8 x 1/2	BM-0608
1/2 x 1/4	BM-0804
1/2 x 3/8	BM-0806
1/2 x 1/2	BM-0808
1/2 x 3/4	BM-0812
5/8 x 3/8	BM-1006
5/8 x 1/2	BM-1008
5/8 x 3/4	BM-1012
3/4 x 1/2	BM-1208
3/4 x 3/4	BM-1212
1 x 3/4	BM-1612
1 x 1	BM-1616
1-1/4 x 1	BM-2016

HOSE SIZE X NPT	PART #
1/4 x 1/8	BF-0402
1/4 x 1/4	BF-0404
5/16 x 1/4	BF-0504
3/8 x 1/4	BF-0604
3/8 x 3/8	BF-0606
1/2 x 3/8	BF-0806
1/2 x 1/2	BF-0808

HOSE SIZE X NPSM	PART #
1/4 x 1/4	BFS-0404
5/16 x 1/4	BFS-0504
3/8 x 1/4	BFS-0604
3/8 x 3/8	BFS-0606
1/2 x 3/8	BFS-0806
1/2 x 1/2	BFS-0808
3/4 x 3/4	BFS-1212

GARDEN HOSE FITTINGS

Brass fittings with standard garden hose thread (GHT) for general purpose use. The female end swivels for easy connection. Many adapters are available for making the connection to the pipe thread.

GARDEN HOSE FITTING SET

HOSE SIZE	PART #
3/8"	GHS-06
1/2"	GHS-08
5/8"	GHS-10
3/4"	GHS-12

GARDEN HOSE MALE

HOSE SIZE	PART #
3/8"	GHM-06
1/2"	GHM-08
5/8"	GHM-10
3/4"	GHM-12

GARDEN HOSE FEMALE

HOSE SIZE	PART #
3/8"	GHF-06
1/2"	GHF08
5/8"	GHF-10
3/4"	GHF-12



LOCKING LEVER COUPLINGS

For use with water pumps and irrigation. Locking lever fittings are galvanized quick couplings, each with a double-pin locking lever for smooth closing. Not recommended for use with toxic chemicals. O-Ring is included in all female parts.

FULL VACUUM RATED
30° ARTICULATION
TYPE B INDUSTRIAL
NBR O-RING

LOCK PIN LEVER
INTERCHANGEABLE
GALVANIZED
QUICK AND EASY CONNECTIONS

MALE X FEMALE ASSEMBLY

SIZE	PART #
2"	BGA200
3"	BGA300
4"	BGA400
6"	BGA600
8"	BGA800

MALE X HOSE SHANK

SIZE	PART #
2"	BMS200
3"	BMS300
4"	BMS400
6"	BMS600
8"	BMS800

FEMALE X HOSE SHANK

SIZE	PART #
2"	BFS200
3"	BFS300
4"	BFS400
6"	BFS600
8"	BFS800



LOCKING LEVER COUPLINGS CONTINUED

MALE X MALE THREAD

SIZE	PART #
2"	BMT200
3"	BMT300
4"	BMT400
6"	BMT600
8"	BMT800



FEMALE X MALE THREAD

SIZE	PART #
2"	BFT200
3"	BFT300
4"	BFT400
6"	BFT600
8"	BFT800



MALE X 150# FLANGE

SIZE	PART #
4"	BMF400
6"	BMF600
8"	BMF800



FEMALE X 150# FLANGE

SIZE	PART #
4"	BFF400
6"	BFF600
8"	BFF800



LOCKING LEVER

SIZE	PART #
2"	BLR200
3"	BLR300
4"	BLR400
6"	BLR600
8"	BLR800



O-RING

SIZE	PART #
2"	BOR200
3"	BOR300
4"	BOR400
6"	BOR600
8"	BOR800



QUICK DISCONNECT FITTINGS



QUICK DETACHABLE COUPLERS

HOW TO SELECT: Proper coupler selection is important because of the variety of media for which they are used. Four basic factors should be considered to assure proper selection: **type – operation – flow – media**

TYPE: All couplers consist of two basic components – a socket and a plug. The type of coupler varies by the valving arrangements in these two components.



MANUAL SOCKETS require manual retraction of the sleeve to both connect and disconnect the plug. Ball Lock (BL) is an optional feature available on manual sockets. After connection, the sleeve is rotated locking the coupler against accidental disconnect.




AUTOMATIC SOCKETS accept the plug by simple insertion into the socket and do not require retraction of the sleeve to connect. Sleeve Lock (SL) is an optional feature on automatic sockets to prevent accidental disconnect. It is functionally the same as the Ball Lock (BL) on manual sockets.



SAFETY SOCKETS are a variation of automatic operation. The socket accepts the plug by insertion. The sleeve is moved straight forward to lock and turn on the air. The sleeve is moved back by rotating first to the left and then to the right. This shuts off the supply line, exhausts the downstream line, and then releases the plug.



ONE-WAY SHUT-OFFS are the only sockets that have valving to shut off the flow when disconnected; they are, therefore, installed on the pressure side of the line. The plug has no valving and exhausts the downstream line at disconnect.



TWO-WAY SHUT-OFFS provide valving in both the socket and the plug, thereby shutting off flow at both of the disconnected ends. Originally developed for hydraulic lines, they are suitable for many other media because of the variety of metals and seal compounds offered.



STRAIGHT-THRU couplers, as the name implies, do not have valving in either the socket or the plug. Therefore, both ends of the line are exhausted at disconnect.

OPERATION: Operation refers to the action required to connect and disconnect a coupler. Operation is a function of sockets only and does not vary for plugs.

FLOW: The most important factor in properly sizing couplers is flow. Flow data is given throughout the catalog for industrial interchange design couplers, as well as many of Ragco's interchanges for competitors' non-standard designs. Where flow information is not shown, it is the same as the originating competitors' non-standard design. Most one-way shut-off non-standard couplers have the same flow as the same basic size industrial interchange design. All flows shown are for FPT couplers.

MEDIA: The media flowing through the coupler will usually determine the type. Compressed air, many other gasses, and some liquids can be handled by one-way shut-off couplers. Hydraulic fluids as well as many other liquids and some gasses require two-way shut-off. Straight-thru couplers are suitable where there is no pressure in the line at connect or disconnect, and loss of media at disconnect does not matter.

ONE-WAY SHUT-OFF SERIES 3 THRU 6

Ragco 3 thru 6 Series couplers are designed for rigid mounting that allows a simple push-to-connect operation, constructed of a solid brass body and a steel valve. The "FM" Series are mechanically interchangeable with similar industrial interchange couplings made by other manufacturers and accept plugs that conform to MIL-C4109-F. Plugs used with the "FM" Series are the Industrial Interchange plugs. FM Series 3 and 5 couplers comply with A-A-59439.

SLEEVE-LOCK OPTION

Sleeve-Lock feature locks automatic socket against accidental disconnect. To connect, align ball with slot. After connection, rotate sleeve to lock. To disconnect, realign ball with slot and retract sleeve. Sizes available with sleeve lock are shown in the tables on following pages.



SPECIFICATIONS	BODY SIZE			
	1/4"	3/8"	1/2"	3/4"
Rated Pressure (psi)	300 PSIG; vacuum to 26" Hg			
Temperature Range (std seals)	-40° to +250° F			
Locking Device	3 pawls	4 pawls	5 pawls	6 pawls
Vacuum Data				
Disconnected (coupler only)	Not Recommended			
Connected	27.4 inches Hg			
Approximate CFM at 100 (psi)	37	70	150	

OPTIONAL SEAL [ORDERING]:

Buna-N seal is standard. Alternate seals are specified by the appropriate suffix on the catalog number. For example, 3003 socket with Heat Adder is 3003H.

SERVICE	CONSTRUCTION	SEAL	TEMPERATURE	SUFFIX
Air, Vacuum, Grease & Oil	Brass & Steel	Buna-N	40° to +250°F	none
Water	Brass & S/S	Buna-N	+32° to +100°F	W
Hot Water	Brass & S/S	Viton	-40° to +400°F	HW
Steam	Brass & S/S	EPDM	-40° to +250°F	S
Heat	Brass & Steel	Viton	-40° to +400°F	H
Less Valve	Brass & Steel	Buna-N	-40° to +250°F	LV

Note: Temperatures shown are seal compatibility. Consult factory for operational characteristics.



FEATURES:

- High flow metal valves.
- Precision molded seals form a "bubble-tight" seal for reliable operation within rated working pressures. Nitrile (Buna-N) seals are standard. EPDM, Viton and Neoprene seals are available as options.
- Proven ball-locking mechanism with large numbers of stainless-steel locking balls evenly distribute the load to resist wear and provide positive connections, and allow a swiveling action to reduce hose torque.
- Integral sleeve guard protects the sleeve and resists accidental disconnects for the "SG" series.
- Knurling and/or grooves on the sleeve provide a gripping surface for ease of operation.
- Wide range of body sizes, materials, options and end terminations are available to meet specific needs.
- Accepts Industrial Interchange Plug.



OPERATION: Sleeve-type couplings are widely used to connect air and low-pressure fluid lines. Their compact and economical design uses a ball-locking mechanism consisting of captive stainless-steel balls that engage the locking groove on the mating plug. The sliding spring-loaded sleeve on the socket must be manually retracted in order to connect or disconnect the plug.

MATERIAL: Brass body and socket end, zinc-plated steel sleeve

WORKING PRESSURE: 300 PSIG; vacuum to 26" Hg

INTERCHANGEABILITY: Complies with ANSI/NFPA T3.20.14-1990 & ISO 6150-B

SPECIFICATIONS	BODY SIZE		
	1/4"	3/8"	1/2"
Rated Pressure (psi)	300	300	300
Temp. Range (Buna-N Seal)	-40° to +250° F		
Locking Device	Stainless Steel Balls		
Vacuum Data (inches Hg)			
-- Disconnected (coupler only)	Not Recommended		
-- Connected	27.4	27.4	27.4
Approximate CFM at 100 (psi)	37	70	150

ONE-WAY SHUT-OFF 2 SERIES

2 SERIES 1/8" PLUGS

REUSABLE	PART NO.	I.D. X O.D.	DESCRIPTION
	PB3-2	1/4" x 1/2"	Steel
	PB5-2	1/4" x 9/16"	
	PB7-2	1/4" x 5/8"	

FEMALE THREAD	PART NO.	FPT	DESCRIPTION
	23-2	1/8"	Steel
	27-2	1/4"	

MALE THREAD	PART NO.	MPT	DESCRIPTION
	22-2	1/8"	Steel
	22-2B	1/8"	Brass
	22-2S/S	1/8"	303 Stainless
	24-2	1/4"	Steel

HOSE STEM	PART NO.	I.D.	DESCRIPTION
	02-2	1/8"	Steel Requires Hose Clamp
	03-2	3/16"	
	04-2	1/4"	

REUSABLE	PART NO.	I.D. X O.D.	DESCRIPTION
	PB3-2	1/4" x 1/2"	Steel
	PB5-2	1/4" x 9/16"	
	PB7-2	1/4" x 5/8"	

Non-Standard Product Standard Product

2 SERIES 1/8" SOCKETS

PLASTIC AND METAL TUBING	PART NO.	SIZE	DESCRIPTION
	SJ8-2	.170" x 1/4"	Plastic
	BLSJ8-2		Ball Lock, 1/4" Plastic
	SJ8-2M	1/4"	Soft Metal
	BLSJ8-2M		Ball Lock, Soft Metal
	SJ8-2S/S		303 Stainless

PLASTIC & METAL TUBING	PART NO.	SIZE	DESCRIPTION
	SJ8P-2	.170" x 1/4"	Plastic
	BLSJ8P-2		Ball Lock, Plastic
	SJ8P-2HW		Plastic for Hot Water
	SJ8P-2W	1/4"	Plastic, for Water
	SJ8P-2M		Soft Metal
	BLSJ8P-2M		Ball Lock, Soft Metal

MALE THREAD	PART NO.	MPT	DESCRIPTION
	2202	1/8"	Brass/Steel
	BL2202		Ball Lock
	2202S/S		Brass
	BL2202S/S		Ball Lock, 303 Stainless
	2202H		For Heat, Viton Seal
	2202S		For Steam, Brass/SS, EPDM Seal
	2202W	1/4"	For Water, Brass/SS, Buna-N Seal
	2402		Brass/Steel
	BL2402		Ball Lock
	2402H		For Heat, Viton Seal


Non-Standard Product Standard Product


FEMALE THREAD	PART NO.	FPT	DESCRIPTION
	2302	1/8"	Brass/Steel
	BL2302		Ball Lock
	2302H		Brass/Steel For Heat, Viton Seal
	2302HW		Brass/SS For Hot Water, Viton Seal
	2302S/S		303 Stainless
	BL2302S/S		Ball Lock, 303 Stainless
	2302S/SH	1/4"	303 Stainless For Heat, Viton Seal
	2302W		Brass/SS For Water, Buna-N Seal
	2702		Brass/Steel
	BL2702		Ball Lock
	2702H		Brass/Steel For Heat, Viton Seal
	2702HW		Brass/SS For Hot Water, Viton Seal

HOSE STEM	PART NO.	I.D.	DESCRIPTION
	2022	1/8"	Brass/Steel
	BL2022		Ball Lock
	2022W		For Water, Brass/SS, Buna-N Seal
	2032	3/16"	Brass/Steel
	BL2032		Ball Lock
	2032HW		For Hot Water, Brass/SS, Viton Seal
	2032S	1/4"	For Steam, Brass/SS, EPDM Seal
	2042		Brass/Steel
	BL2042		Ball Lock
	2042HW		For Hot Water, Brass/SS, Viton Seal

Requires Hose Clamp


3 SERIES 1/4" PLUGS

FEMALE THREAD		PART NO.	FPT	DESCRIPTION
		13-3	1/8"	Steel
		13-3B		Brass
		13-3S/S		303 Stainless
		11-3	1/4"	Steel
		11-3B		Brass
		11-3S/S		303 Stainless
		15-3	3/8"	Steel

HOSE STEM		PART NO.	I.D.	DESCRIPTION
		16-3	1/4"	Steel
		16-3B		Brass
		165-3	5/16"	Steel
		17-3	3/8"	Steel
17-3B	Brass			

Requires Hose Clamp

MALE THREAD		PART NO.	MPT	DESCRIPTION
		12-3	1/8"	Steel
		12-3B		Brass
		12-3S/S		303 Stainless
		12S-3	1/4"	Free Swivel Under Pressure Steel
		10-3		Steel
		10-3B		Brass
		10-3S/S	303 Stainless	303 Stainless
		10-3D		w/Dill Valve Steel
		10-3G		Ball Check, Steel
		10-3GB	1/4"	Ball Check, Brass
		10-3GS		Ball Check, Spring Loaded, For Steam, Brass/SS Material, EPDM Seal
		10-3GS/S		Ball Check, 303 Stainless
		10S-3	3/8"	Free Swivel Under Pressure
		10-3DB		Brass, Valve Core Plug
		14-3		Steel
		14-3B	3/8"	Brass
		14-3GB		Ball Check, Brass
		14S-3		Free Swivel Under Pressure

PUSH-ON HOSE STEM		PART NO.	I.D.	DESCRIPTION
		51-3	1/4"	Steel
71-3	3/8"	Steel		

Hose clamps not required when used with "Push On" hose.


REUSABLE HOSE CLAMP		PART NO.	I.D. X O.D.	DESCRIPTION
		PB3-3	1/4" x 1/2"	Steel
		PB3-3B	1/4" x 1/2"	Brass
		PB3-3S/S	1/4" x 1/2"	303 Stainless
		PB5-3	1/4" x 9/16"	Steel
		PB5-3B	1/4" x 9/16"	Brass
		PB7-3	1/4" x 5/8"	Steel
		PB7-3B	1/4" x 5/8"	Brass
		PB7-3S/S	1/4" x 5/8"	303 Stainless
		PC5-3	5/16" x 9/16"	Steel
		PC7-3	5/16" x 5/8"	Steel
		PD7-3	3/8" x 5/8"	Steel
		PD9-3	3/8" x 11/16"	Steel
		PD11-3	3/8" x 3/4"	Steel
		PD13-3	3/8" x 13/16"	Steel

[1] Ball check plug eliminates hose whip at disconnect by checking the rapid flow of downstream exhaust air.

[2] Swivel Plug – Eliminates hose twist on end-drop applications such as blow guns, air tools, etc.


Non-Standard Product Standard Product


DUST CAPS


DUST CAP		PART NO.	SIZE	DESCRIPTION
		3PDC	1/4"	Plastic


DUST CAP		PART NO.	I.D. X O.D.	DESCRIPTION
		3SDC	1/4"	For Manual 1/4" only

3 SERIES 1/4" ONE-WAY MANUAL SLEEVE-GUARD SOCKETS

FEMALE THREAD		PART NO.	FPT	DESCRIPTION
		SG2803	1/8"	Brass
		SG3003	1/4"	
		SG3003LV	1/4"	Brass, less Valve
SG3203	3/8"	Brass		

HOSE STEM		PART NO.	I.D.	DESCRIPTION
		SG3603	1/4"	Brass
SG3703	3/8"			


MALE THREAD		PART NO.	MPT	DESCRIPTION
		SG2903	1/8"	Brass
		SG3103	1/4"	
		SG3103D	1/4"	Brass w/Dill Valve
SG3303	3/8"	Brass		

PUSH-ON HOSE STEM		PART NO.	I.D.	DESCRIPTION
		SG1513	1/4"	Brass
		SG1713	3/8"	

Hose clamps not required when used with "Push-On" hose.

[1] Sockets with modified valves are recommended for use with valve core plugs. Suffix-D to socket Cat. No.


3 SERIES 1/4" ONE-WAY AUTOMATIC SOCKETS

REUSABLE HOSE CLAMP		PART NO.	I.D. X O.D.	DESCRIPTION
		FMSB3-3	1/4" x 1/2"	Brass
		FMSB5-3	1/4" x 9/16"	
		FMSB7-3	1/4" x 5/8"	
		FMSC5-3	5/16" x 9/16"	
		FMSC7-3	5/16" x 5/8"	
		FMSD7-3	3/8" x 5/8"	
		FMSD9-3	3/8" x 11/16"	
		FMSD11-3	3/8" x 3/4"	
		FMSD13-3	3/8" x 13/16"	

REUSABLE HOSE CLAMP WITH SLEEVE LOCK		PART NO.	I.D. X O.D.	DESCRIPTION
		SLSB3-3	1/4" x 1/2"	Sleeve Lock, Brass
		SLSB5-3	1/4" x 9/16"	
		SLSB7-3	1/4" x 5/8"	
		SLSB7-3W		Sleeve Lock, For Water, Brass/SS, Buna-N Seal
		SLSC5-3	5/16" x 9/16"	Sleeve Lock, Brass
		SLSC7-3	5/16" x 5/8"	
		SLSD7-3	3/8" x 5/8"	
		SLSD9-3	3/8" x 11/16"	
		SLSD11-3	3/8" x 3/4"	
SLSD13-3	3/8" x 13/16"			


Non-Standard Product Standard Product


3 SERIES 1/4" ONE-WAY AUTOMATIC SOCKETS (CONTINUED)

FEMALE THREAD		PART NO.	FPT	DESCRIPTION
		FM2803	1/8"	Brass
		FM2803S		For Steam, Brass/SS, EPDM Seal
		SL2803		Sleeve Lock
		FM2803W		For Water, Brass/SS, Buna-N Seal
		FM3003	1/4"	Brass
		SL3003		Sleeve Lock
		FM3003HW		For Hot Water, Brass/SS, Viton Seal
		FM3003S		For Steam, Brass/SS, EPDM Seal
		FM3003W		For Water, Brass/SS, Buna-N Seal
SL3003W	Sleeve Lock, For Water, Brass/SS, Buna-N Seal			
FM3203	3/8"	Brass		
SL3203		Sleeve Lock		
FM3203H		For Heat, Viton Seal		
FM3203W		For Water, Brass/SS, Buna-N Seal		

HOSE STEM		PART NO.	I.D.	DESCRIPTION
		FM3603	1/4"	Brass
		SL3603	1/4"	Sleeve Lock, Brass
		FM3603S	1/4"	For Steam, Brass/SS, EPDM Seal
		FM3653	5/16"	Brass
		SL3653	5/16"	Sleeve Lock, Brass
		FM3703	3/8"	Brass
		SL3703	3/8"	Sleeve Lock, Brass
		FM3703S	3/8"	For Steam, Brass/SS, EPDM Seal

Requires Hose Clamps


MALE THREAD		PART NO.	MPT	DESCRIPTION
		FM2903	1/8"	Brass
		SL2903		Sleeve Lock, Brass
		FM3103		Brass
		SL3103	Sleeve Lock, Brass	
		FM3103D	1/4"	w/Dill Valve
		SL3103D		Sleeve Lock, w/Dill Valve, Brass
		FM3103H		For Heat, Viton Seal
		FM3103HW		For Hot Water, Brass/SS, Viton Seal
		SL3103HW		Sleeve Lock, For Hot Water, Brass/SS, Viton Seal
FM3103S	For Steam, Brass/SS, EPDM Seal			
FM3103W	3/8"	For Water, Brass/SS, Buna-N Seal		
SL3103W		Sleeve Lock, For Water, Brass/SS, Buna-N Seal		
FM3303		Brass		
SL3303		Sleeve Lock, Brass		
FM3303W	For Water, Brass/SS, Buna-N Seal			


PUSH-ON HOSE STEM		PART NO.	I.D.	DESCRIPTION
		FM1513	1/4"	Brass
		SL1513	1/4"	Sleeve Lock, Brass
		FM1713	3/8"	Brass
		SL1713	3/8"	Sleeve Lock, Brass
		FM1713W	3/8"	For Water, Brass/SS, Buna-N Seal

Hose clamps not required when used with "Push-On" hose.

Non-Standard Product Standard Product

3 SERIES 1/4" ONE-WAY MANUAL SOCKETS

FEMALE THREAD		PART NO.	FPT	DESCRIPTION
		2803	1/8"	Brass/Steel
		BL2803		Ball Lock
		2803GB		Brass
		2803GS		Steel
		2803H		Steel, For Heat, Viton Seal
		2803S		Brass/SS, For Steam, EPDM Seal
		2803S/S		303 Stainless
		BL2803S/S		Ball Lock, 303 Stainless
		2803W		Brass/SS, For Water, Buna-N Seal
3003	1/4"	Brass/Steel		
BL3003		Ball Lock		
3003D		w/Dill Valve		
3003GB		Brass		
3003GS		Steel		
3003H		Steel, For Heat, Viton Seal		
3003HW		Brass/SS, For Hot Water, Viton Seal		
3003LV		Steel, Less Valve		
3003S		Brass/SS, For Steam, EPDM Seal		
3003S/S		303 Stainless		
BL3003S/S	Ball Lock, 303 Stainless			
3003S/SH	3/8"	303 Stainless, For Heat, Viton Seal		
3003W		Brass/SS, For Water, Buna-N Seal		
BL3003W		Brass/SS, Ball Lock, For Water, Buna-N Seal		
3203		Brass/Steel		
BL3203		Ball Lock		
3203GB		Brass		
3203GS		Steel		
3203H		Steel, For Heat, Viton Seal		
3203LV		Steel, Less Valve		
3203S/S		303 Stainless		
BL3203S/S	Ball Lock, 303 Stainless			
3203S/SLV	Less Valve, 303 Stainless			
3203W	Brass/SS, For Water, Buna-N Seal			

MALE THREAD		PART NO.	MPT	DESCRIPTION
		2903	1/8"	Brass/Steel
		BL2903		Ball Lock
		2903GB		Brass
		2903GS		Steel
		2903H		Steel, For Heat, Viton Seal
		2903S		Brass/SS, For Steam, EPDM Seal
		2903S/S		303 Stainless
		BL2903S/S		Ball Lock, 303 Stainless
		3103		1/4"
BL3103	Brass/Steel, Ball Lock			
3103D	Brass/Steel, w/Dill Valve			
3103GB	Brass			
3103GS	Steel			
3103H	Brass/Steel, For Heat, Viton Seal			
3103LV	Brass/Steel, Less Valve			
3103S	Brass/SS, For Steam, EPDM Seal			
3103S/S	303 Stainless			
BL3103S/S	Ball Lock, 303 Stainless			
BL3103S/S-104	Ball Lock, 303 Stainless, w/Silicone Seal			
3103S/SH	3/8"	303 Stainless, For Heat, Viton Seal		
3103S/SLV		303 Stainless, Less Valve		
3103W		Brass/SS, For Water, Buna-N Seal		
BL3103W		Ball Lock, For Water, Brass/SS, Buna-N Seal		
3303		Brass/Steel		
BL3303		Ball Lock		
3303GB		Brass		
3303GS		Steel		
3303H		Steel, For Heat, Viton Seal		
3303S/S		303 Stainless		
BL3303S/S	Ball Lock, 303 Stainless			
3303W	Brass/SS, For Water, Buna-N Seal			

Non-Standard Product Standard Product



3 SERIES 1/4" ONE-WAY MANUAL SOCKETS (CONTINUED)

HOSE STEM	PART NO.	I.D.	DESCRIPTION	
	3603	1/4"	Brass/Steel	
	BL3603		Ball Lock	
	3603GB		Brass	
	3603GS		Steel	
	3603S		Brass/SS, For Steam, EPDM Seal	
	3603S/S		303 Stainless	
	BL3603S/S		Ball Lock, 303 Stainless	
	3603W		Brass/SS, For Water, Buna-N Seal	
	3653		5/16"	Brass/Steel
	BL3653			Ball Lock
	3653GB	Brass		
	3653GS	Steel		
	3703	3/8"	Brass/Steel	
	BL3703		Ball Lock	
	3703GB		Brass	
	3703GS		Steel	
	3703S		Brass/SS, For Steam, EPDM Seal	
	3703S/S		303 Stainless	
	BL3703S/S		Ball Lock, 303 Stainless	
	3703W		Brass/SS, For Water, Buna-N Seal	

Requires Hose Clamp

PUSH-ON HOSE STEM	PART NO.	I.D.	DESCRIPTION
	1513	1/4"	Brass/Steel
	BL1513		Ball Lock
	1513GB		Brass
	1513W	3/8"	For Water, Brass/SS, Buna-N Seal
	1713		Brass/Steel
	BL1713		Ball Lock
	1713GB	3/8"	Brass
	1713W		For Water, Brass/SS, Buna-N Seal

Hose clamps not required when used with "Push-On" hose.

Non-Standard Product Standard Product

REUSABLE HOSE CLAMP	PART NO.	I.D. X O.D.	DESCRIPTION	
	SB3-3	1/4" x 1/2"	Brass/Steel	
	BLSB3-3W		Ball Lock, For Water, Brass/SS, Buna-N Seal	
	SB3-3GB		Brass	
	SB3-3GS		Steel	
	SB3-3S/S		303 Stainless	
	SB3-3W		For Water, Brass/SS, Buna-N Seal	
	SB5-3		1/4" x 9/16"	Brass/Steel
	BLSB5-3			Ball Lock
	SB5-3GB			Brass
	SB5-3GS			Steel
	BLSB5-3W	Ball Lock, For Water, Brass/SS, Buna-N Seal		
	SB7-3	1/4" x 5/8"	Brass/Steel	
	BLSB7-3		Ball Lock	
	SB7-3GB		Brass	
	SB7-3GS		Steel	
	SB7-3S/S		303 Stainless	
	BLSB7-3S/S		Ball Lock, 303 Stainless	
	SB7-3W		For Water, Brass/SS, Buna-N Seal	
	BLSB7-3W		Ball Lock, For Water, Brass/SS, Buna-N Seal	
	SC5-3		5/16" x 9/16"	Brass/Steel
	BLSC5-3			Ball Lock
	SC7-3	5/16" x 5/8"	Brass/Steel	
	BLSC7-3		Ball Lock	
	SD7-3	3/8" x 5/8"	Brass/Steel	
	BLSD7-3		Ball Lock	
	SD7-3GB		Brass	
	SD7-3GS		Steel	
	SD9-3	3/8" x 1 1/16"	Brass/Steel	
	BLSD9-3		Ball Lock	
	SD11-3	3/8" x 3/4"	Brass/Steel	
	BLSD11-3		Ball Lock	
	SD11-3GB		Brass	
	SD11-3GS		Steel	
	SD13-3	3/8" x 1 3/16"	Brass/Steel	
	BLSD13-3		Ball Lock	

[1] Sockets with modified valves (Dill Valve) are recommended for use with valve core plugs.

4 SERIES 3/8" PLUGS

HOSE STEM	PART NO.	I.D.	DESCRIPTION
	46-4	1/4"	Steel
	47-4	5/16"	
	48-4	3/8"	
	48-4B		Brass
	49-4	1/2"	Steel

Requires Hose Clamps

FEMALE THREAD	PART NO.	FPT	DESCRIPTION
	41-4	1/4"	Steel
	43-4	3/8"	
	43-4S/S		303 Stainless
	45-4	1/2"	Steel

MALE THREAD	PART NO.	MPT	DESCRIPTION
	38-4	1/8"	Steel
	40-4	1/4"	
	40-4B		Brass
	40-4S/S		303 Stainless
	42-4		Steel
	42-4B	3/8"	Brass
	42-4S/S		303 Stainless
	44-4	1/2"	Steel

4 SERIES 3/8" ONE-WAY MANUAL SOCKETS

FEMALE THREAD	PART NO.	FPT	DESCRIPTION	
	4004	1/4"	Brass/Steel	
	BL4004		Ball Lock, Brass/Steel	
	4204	3/8"	Brass/Steel	
	BL4204		Ball Lock, Brass/Steel	
	4204H		For Heat, Viton Seal, Brass/Steel	
	4204S		For Steam, Brass/SS, EPDM Seal	
	4204S/S		303 Stainless	
	BL4204S/S		Ball Lock, 303 Stainless	
	4204W		For Water, Brass/SS, Buna-N Seal	
	4404		1/2"	Brass/Steel
	BL4404			Ball Lock, Brass/Steel

Non-Standard Product Standard Product

MALE THREAD - FREE SWIVEL - UNDER PRESSURE	PART NO.	MPT	DESCRIPTION
	40S-4	1/4"	Steel
	42S-4	3/8"	

PUSH-ON HOSE STEM	PART NO.	I.D.	DESCRIPTION
	51-4	1/4"	Steel
	71-4	3/8"	
	71-4B		Brass
	81-4	1/2"	Steel

Hose clamps not required when used with "Push On" hose.

REUSABLE	PART NO.	I.D. X O.D.	DESCRIPTION
	PB3-4	1/4" x 1/2"	Steel
	PB5-4	1/4" x 9/16"	Steel
	PB7-4	1/4" x 5/8"	Steel
	PD7-4	3/8" x 5/8"	Steel
	PD9-4	3/8" x 1 1/16"	Steel
	PD11-4	3/8" x 3/4"	Steel
	PD13-4	3/8" x 1 3/16"	Steel

HOSE STEM	PART NO.	I.D.	DESCRIPTION
	4604	1/4"	Brass/Steel
	BL4604		Ball Lock, Brass/Steel
	4604W		For Water, Brass/SS, Buna-N Seal
	4704	5/16"	Brass/Steel
	BL4704		Ball Lock, Brass/Steel
	4804	3/8"	Brass/Steel
	BL4804		Ball Lock, Brass/Steel
	4804S		For Steam, Brass/SS, EPDM Seal
	4804W		For Water, Brass/SS, Buna-N Seal
	4904	1/2"	Brass/Steel
	BL4904		Ball Lock, Brass/Steel
	4904S		For Steam, Brass/SS, EPDM Seal

Requires Hose Clamp



4 SERIES 3/8" ONE-WAY MANUAL SOCKETS

MALE THREAD	PART NO.	MPT	DESCRIPTION
	4104	1/4"	Brass/Steel
	BL4104		Ball Lock, Brass/Steel
	4104H		For Heat, Viton Seal, Brass/Steel
	4104S		For Steam, Brass/SS, EPDM Seal
	4104W		For Water, Brass/SS, Buna-N Seal
	4304	3/8"	Brass/Steel
	BL4304		Ball Lock, Brass/Stel
	4304S		For Steam, Brass/SS, EPDM Seal
	4304S/S		303 Stainless
BL4304S/S	Ball Lock, 303 Stainless		
4304W	For Water, Brass/SS, Buna-N Seal		
4504	1/2"	Brass/Steel	
BL4504		Ball Lock, Brass/Steel	
4504H		For Heat, Viton Seal, Brass/Steel	
4504S		For Steam, Brass/SS, EPDM Seal	
4504W		For Water, Brass/SS, Buna-N Seal	

PUSH-ON HOSE STEM	PART NO.	I.D.	DESCRIPTION
	1714	3/8"	Brass/Steel
	BL1714		Ball Lock
	1714W		For Water, Brass/SS, Buna-N Seal
	1814	1/2"	Brass/Steel
	BL1814		Ball Lock
1814W	For Water, Brass/SS, Buna-N Seal		

Hose clamps not required when used with "Push-On" hose.

REUSABLE HOSE CLAMP	PART NO.	I.D. X O.D.	DESCRIPTION
	SB3-4	1/4" x 1/2"	Brass/Steel
	BLSB3-4		Ball Lock, Brass/Steel
	SB5-4	1/4" x 9/16"	Brass/Steel
	BLSB5-4		Ball Lock, Brass/Steel
	SB7-4	1/4" x 5/8"	Brass/Steel
	BLSB7-4		Ball Lock, Brass/Steel
	SD7-4	3/8" x 5/8"	Brass/Steel
	B LSD7-4		Ball Lock, Brass/Steel
	SD9-4	3/8" x 11/16"	Brass/Steel
	B LSD9-4		Ball Lock, Brass/Steel
	SD11-4	3/8" x 3/4"	Brass/Steel
	B LSD11-4		Ball Lock, Brass/Steel
	SD13-4	3/8" x 13/16"	Brass/Steel
	B LSD13-4		Ball Lock, Brass/Steel

[1] Ball check plugs eliminate hose whip at disconnect by checking the rapid flow of downstream exhaust air.

[2] Swivel Plug – Eliminates hose twist on end-drop applications such as blow guns, air tools, etc.

Non-Standard Product Standard Product

4 SERIES 3/8" ONE-WAY AUTOMATIC SOCKETS

FEMALE THREAD	PART NO.	FPT	DESCRIPTION
	FM4004	1/4"	Brass
	SL4004		Sleeve Lock Brass
	FM4204	3/8"	Brass
	SL4204		Sleeve Lock, Brass
	FM4204H		For Heat, Viton Seal
	FM4204W	3/8"	For Water, Brass/SS, Buna-N Seal
	FM4404		Brass
	SL4404	1/2"	Sleeve Lock, Brass
	FM4404S		For Steam, Brass/SS, EPDM Seal
FM4404W	For Water, Brass/SS, Buna-N Seal		

REUSABLE HOSE CLAMP	PART NO.	I.D. X O.D.	DESCRIPTION
	FMSB3-4	1/4" x 1/2"	Brass
	SLSB3-4		Sleeve Lock, Brass
	FMSB5-4	1/4" x 9/16"	Brass
	SLSB5-4		Sleeve Lock, Brass
	FMSB7-4	1/4" x 5/8"	Brass
	SLSB7-4		Sleeve Lock, Brass
	FMSD7-4	3/8" x 5/8"	Brass
	S LSD7-4		Sleeve Lock, Brass
	FMSD9-4	3/8" x 11/16"	Brass
	S LSD9-4		Sleeve Lock, Brass
	FMSD11-4	3/8" x 3/4"	Brass
	S LSD11-4		Sleeve Lock, Brass
	FMSD13-4	3/8" x 13/16"	Brass
	S LSD13-4		Sleeve Lock, Brass

[1] Swivel Plug – Eliminates hose twist on end-drop applications such as blow guns, air tools, etc.

[2] Ball Lock (BL) – Locks manual socket against accidental disconnect.

[3] Sleeve Lock (SL) – Locks automatic socket against accidental disconnect.

Non-Standard Product Standard Product


HOSE STEM	PART NO.	I.D.	DESCRIPTION
	FM4604	1/4"	Brass
	SL4604		Sleeve Lock, Brass
	FM4704	5/16"	Brass
	SL4704		Sleeve Lock, Brass
	FM4804	3/8"	Brass
	SL4804		Sleeve Lock, Brass
	FM4804H		For Heat, Viton Seal
	FM4804W	3/8"	For Water, Brass/SS, Buna-N Seal
	FM4904		Brass
SL4904	1/2"	Sleeve Lock, Brass	
FM4904W		For Water, Brass/SS, Buna-N Seal	


PUSH-ON HOSE STEM	PART NO.	I.D.	DESCRIPTION
	FM1714	3/8"	Brass
	SL1714		Sleeve Lock, Brass
	FM1814	3/8"	Brass
	SL1814		Sleeve Lock, Brass
	FM1814W		For Water, Brass/SS, Buna-N Seal
FM1814W	For Water, Brass/SS, Buna-N Seal		

Hose clamps not required when used with "Push-On" hose.


MALE THREAD	PART NO.	MPT	DESCRIPTION
	FM4104	1/4"	Brass
	SL4104		Sleeve Lock, Brass
	FM4104S		For Steam, Brass/SS, EPDM Seal
	FM4104W	1/4"	For Water, Brass/SS, Buna-N Seal
	FM4304		Brass
	SL4304	3/8"	Sleeve Lock, Brass
	FM4304S		For Steam, Brass/SS, EPDM Seal
	FM4304W		For Water, Brass/SS, Buna-N Seal
	FM4504	1/2"	Brass
SL4504	Sleeve Lock, Brass		
FM4504S	For Steam, Brass/SS, EPDM Seal		
FM4504W	For Water, Brass/SS, Buna-N Seal		
FM4504W	For Water, Brass/SS, Buna-N Seal		

5 SERIES 1/2" PLUG


FEMALE THREAD	PART NO.	FPT	DESCRIPTION
	53-5	3/8"	Steel
	55-5	1/2"	Steel
	55-5S/S		303 Stainless
	57-5	3/4"	Steel

HOSE STEM	PART NO.	I.D.	DESCRIPTION
	59-5	3/8"	Steel
	59-5B	3/8"	Brass
	60-5	1/2"	Steel
	60-5G	1/2"	Ball Check, Steel
	60-5B	1/2"	Brass
	61-5	3/4"	Steel
	61-5B	3/4"	Brass


Requires Hose Clamps

REUSABLE HOSE CLAMP	PART NO.	I.D. X O.D.	DESCRIPTION
	PB3-5	1/4" x 1/2"	Steel
	PB5-5	1/4" x 9/16"	
	PB7-5	1/4" x 5/8"	
	PD7-5	3/8" x 5/8"	
	PD9-5	3/8" x 11/16"	
	PD11-5	3/8" x 3/4"	
	PD13-5	3/8" x 13/16"	
	PP13-5	1/2" x 13/16"	
	PP15-5	1/2" x 7/8"	
	PP17-5	1/2" x 15/16"	
PP19-5	1/2" x 1"		


COAXIAL PLUG/COUPLER


MALE THREAD PLUG	PART NO.	I.D.	DESCRIPTION
	54-5CA	1/2"	Steel


MALE THREAD COUPLER	PART NO.	I.D.	DESCRIPTION
	SV5305CA	1/2"	Steel, Safety Coupler
	SV5505CA	3/4"	


PUSH-ON HOSE STEM	PART NO.	I.D.	DESCRIPTION
	71-5	3/8"	Steel
	81-5	1/2"	
	81-5B	1/2"	
			Brass

Hose clamps not required when used with "Push On" hose.

MALE THREAD	PART NO.	MPT	DESCRIPTION
	50-5	1/4"	Steel
	52-5	3/8"	Steel
	52-5B		Brass
	54-5GB		Ball Check, Brass
	54-5	1/2"	Steel
	54-5G		Ball Check, Steel
	54-5B		Brass
	54-5S/S		303 Stainless
	56-5	3/4"	Steel
	56-5S/S		303 Stainless


MALE THREAD SWIVEL UNDER PRESSURE	PART NO.	MPT	DESCRIPTION
	54S-5	1/2"	Free Swivel Under Pressure, Steel


 Non-Standard Product

 Standard Product


5 SERIES 1/2" 1-WAY SHUT-OFF SOCKETS


FEMALE THREAD	PART NO.	FPT	DESCRIPTION
	4015	1/4"	Brass/Steel
	BL4015		Ball Lock, Brass/Steel
	5005	3/8"	Brass/Steel
	BL5005		Ball Lock, Brass/Steel
	5005H		For Heat, Viton Seal
	5005W		For Water, Brass/SS, Buna-N Seal
	5205	1/2"	Brass/Steel
	BL5205		Ball Lock, Brass/Steel
	5205H		For Heat, Viton Seal
	5205LV		Less Valve
	5205S/S		303 Stainless
	5205W		For Water, Brass/SS, Buna-N Seal
	5405	3/4"	Brass/Steel
	BL5405		Ball Lock, Brass/Steel
	5405W		For Water, Brass/SS, Buna-N Seal


HOSE STEM	PART NO.	I.D.	DESCRIPTION
	5605	1/4"	Brass/Steel
	BL5605		Ball Lock, Brass/Steel
	5705	3/8"	Brass/Steel
	BL5705		Ball Lock, Brass/Steel
	5705H		For Heat, Viton Seal
	5805	1/2"	Brass/Steel
	BL5805		Ball Lock, Brass/Steel
	5805H		For Heat, Viton Seal
	5805HW		For Hot Water, Brass/SS, Viton Seal
	5805W		For Water, Brass/SS, Buna-N Seal
	5905		3/4"
	BL5905	Ball Lock, Brass/Steel	
	5905W	For Water, Brass/SS, Buna-N Seal	


PUSH-ON	PART NO.	I.D.	DESCRIPTION
	1815	1/2"	Brass/Steel
	1815W	1/2"	For Water, Brass/SS, Buna-N Seal
	BL1815	1/2"	Ball Lock, Brass/Steel

Hose clamps not required when used with "Push On" hose.

MALE THREAD	PART NO.	MPT	DESCRIPTION
	4905	1/4"	Brass/Steel
	BL4905		Ball Lock, Brass/Steel
	5105	3/8"	Brass/Steel
	BL5105		Ball Lock, Brass/Steel
	5305		Brass/Steel
	BL5305	Ball Lock, Brass/Steel	
	5305H	1/2"	For Heat, Viton Seal
	5305S/S		303 Stainless
	5305W	3/4"	For Water, Brass/SS, Buna-N Seal
	5505		Brass/Steel
	BL5505	Ball Lock, Brass/Steel	

REUSABLE HOSE CLAMP	PART NO.	I.D. X O.D.	DESCRIPTION
	SD7-5	3/8" x 5/8"	Brass/Steel
	BLSD7-5		Ball Lock, Brass/Steel
	SD7-5W		For Water, Brass/SS, Buna-N Seal
	SD9-5	3/8" x 11/16"	Brass/Steel
	BLSD9-5		Ball Lock, Brass/Steel
	SD9-5W	For Water, Brass/SS, Buna-N Seal	
	SD11-5	3/8" x 3/4"	Brass/Steel
	BLSD11-5		Ball Lock, Brass/Steel
	SD13-5	3/8" x 13/16"	Brass/Steel
	BLSD13-5		Ball Lock, Brass/Steel
	SP13-5	1/2" x 13/16"	Brass/Steel
	BLSP13-5		Ball Lock, Brass/Steel
	SP13-5W		For Water, Brass/SS, Buna-N Seal
	SP15-5	1/2" x 7/8"	Brass/Steel
	BLSP15-5		Ball Lock, Brass/Steel
	SP17-5	1/2" x 15/16"	Brass/Steel
	BLSP17-5		Ball Lock, Brass/Steel
	SP19-5	1/2" x 1"	Brass/Steel
BLSP19-5	Ball Lock, Brass/Steel		


 Non-Standard Product


 Standard Product



5 SERIES 1/2" ONE-WAY AUTOMATIC SOCKETS

FEMALE THREAD		PART NO.	FPT	DESCRIPTION
		FM4015	1/4"	Brass
		SL4015		Sleeve Lock, Brass
		FM5005	3/8"	Brass
		SL5005		Sleeve Lock, Brass
		FM5005H		For Heat, Viton Seal, Brass
		FM5005S		For Steam, Brass/SS, EPDM Seal
		FM5005W	1/2"	For Water, Brass/SS, Buna-N Seal
		FM5205		Brass
		SL5205		Sleeve Lock, Brass
		FM5205H	3/4"	For Heat, Viton Seal, Brass
		FM5205LV		Less Valve, Brass
		FM5205S		For Steam, Brass/SS, EPDM Seal
		FM5205W	3/4"	For Water, Brass/SS, Buna-N Seal
		FM5405		Brass
SL5405	Sleeve Lock, Brass			
FM5405W	For Water, Brass/SS, Buna-N Seal			

HOSE STEM		PART NO.	I.D.	DESCRIPTION
		FM5605	1/4"	Brass
		SL5605		Sleeve Lock, Brass
		FM5705	3/8"	Brass
		SL5705		Sleeve Lock, Brass
		FM5705H		For Heat, Viton Seal, Brass
		FM5805	1/2"	Brass
		SL5805		Sleeve Lock, Brass
		FM5805H		For Heat, Viton Seal, Brass
		SL5805H		For Heat, Sleeve Lock, Viton Seal
		FM5805W	3/4"	For Water, Brass/SS, Buna-N Seal
		FM5905		Brass
		SL5905		Sleeve Lock, Brass

REUSABLE HOSE CLAMP		PART NO.	I.D. X O.D.	DESCRIPTION
		FMSD7-5	3/8" x 5/8"	Brass
		SLS7-5		Sleeve Lock, Brass
		FMSD7-5H	3/8" x 11/16"	For Heat, Viton Seal, Brass
		FMSD9-5		Brass
		SLS9-5	Sleeve Lock, Brass	
		FMSD11-5	3/8" x 3/4"	Brass
		SLS11-5		Sleeve Lock, Brass
		FMSD13-5	3/8" x 13/16"	Brass
		SLS13-5		Sleeve Lock, Brass
		FMSP13-5	1/2" x 13/16"	Brass
		SLS13-5		Sleeve Lock, Brass
		FMSP13-5H	1/2" x 7/8"	For Heat, Viton Seal, Brass
		FMSP15-5		Brass
		SLS15-5	Sleeve Lock, Brass	
		FMSP17-5	1/2" x 15/16"	Brass
		SLS17-5		Sleeve Lock, Brass
		FMSP19-5	1/2" x 1"	Brass
		SLS19-5		Sleeve Lock, Brass


[1] Swivel Plug – Eliminates hose twist for applications such as blow guns, air tools, etc.


[2] Ball check plugs eliminate hose whip at disconnect by checking the rapid flow of downstream exhaust air.

[3] Ball Lock (BL) – Locks manual socket against accidental disconnect.

[4] Sleeve Lock (SL) – Locks automatic socket against accidental disconnect.


Non-Standard Product Standard Product


MALE THREAD		PART NO.	MPT	DESCRIPTION
		FM4905	1/4"	Brass
		SL4905		Sleeve Lock, Brass
		FM5105	3/8"	Brass
		SL5105		Sleeve Lock, Brass
		FM5305		Brass
		SL5305	1/2"	Sleeve Lock, Brass
		FM5305S		For Steam, Brass/SS, EPDM Seal
		FM5305W		For Water, Brass/SS, Buna-N Seal
		FM5505	3/4"	Brass
SL5505	Sleeve Lock, Brass			
FM5505S	For Steam, Brass/SS, EPDM Seal			


PUSH-ON HOSE STEM		PART NO.	I.D.	DESCRIPTION
		FM1815	1/2"	Brass

Hose clamps not required when used with "Push-On" hose.

6 SERIES 3/4" PLUGS

FEMALE THREAD		PART NO.	FPT	DESCRIPTION
		65-6	1/2"	Steel
		67-6	3/4"	
69-6	1"			

MALE THREAD		PART NO.	MPT	DESCRIPTION
		64-6	1/2"	Steel
		66-6	3/4"	
		68-6	1"	

HOSE STEM		PART NO.	I.D.	DESCRIPTION
		70-6	1/2"	Steel Requires Hose Clamps
		71-6	3/4"	
		72-6	1"	

6 SERIES 3/4" ONE-WAY AUTOMATIC SOCKETS

FEMALE THREAD		PART NO.	FPT	DESCRIPTION
		FM6206	1/2"	Brass
		SL6206		Sleeve Lock, Brass
		FM6206W		For Water, Brass/SS, Buna-N Seal
		FM6406	3/4"	Brass
		SL6406		Sleeve Lock, Brass
		FM6406H		For Heat, Viton Seal
		SL6406H		For Heat, Sleeve Lock, Viton Seal, Brass
		FM6406S		For Steam, Brass/SS, EPDM Seal
		FM6406W		For Water, Brass/SS, Buna-N Seal
		FM6606	1"	Brass
		SL6606		Sleeve Lock, Brass
		FM6606W		For Water, Brass/SS, Buna-N Seal

MALE THREAD		PART NO.	MPT	DESCRIPTION
		FM6306	1/2"	Brass
		SL6306		Sleeve Lock, Brass
		FM6306S		For Steam, Brass/SS, EPDM Seal
		FM6306W	3/4"	For Water, Brass/SS, Buna-N Seal
		FM6506		Brass
		SL6506	Sleeve Lock, Brass	
		FM6506S	1"	For Steam, Brass/SS, EPDM Seal
		FM6506W		For Water, Brass/SS, Buna-N Seal
		FM6706	1"	Brass
SL6706	Sleeve Lock, Brass			

HOSE STEM		PART NO.	MPT	DESCRIPTION
		FM6806	1/2"	Brass
		SL6806		Sleeve Lock, Brass
		FM6806W	3/4"	For Water, Brass/SS, Buna-N Seal
		FM6906		Brass
		SL6906	1"	Sleeve Lock, Brass
		FM6906W		For Water, Brass/SS, Buna-N Seal
		FM7006	1"	Brass
		SL7006		Sleeve Lock, Brass

[1] Sleeve Lock (SL) – Locks automatic socket against accidental disconnect.

6 SERIES COAXIAL PLUG/COUPLER

MALE THREAD PLUG		PART NO.	I.D.	DESCRIPTION
		64-6CA	1/2"	Steel
		66-6CA	3/4"	

FEMALE THREAD COUPLER		PART NO.	I.D.	DESCRIPTION
		SV6406CA	3/4"	Steel, Safety Coupler

Non-Standard Product Standard Product

MALE THREAD COUPLER		PART NO.	I.D.	DESCRIPTION
		SV6506CA	3/4"	Steel, Safety Coupler

* RAGCO supports the autonomy of its locations to select the best products to service their markets. Subtle variations of these specifications may exist. Contact your RAGCO affiliate for confirmation.

QUICK DETACHABLE COUPLERS

QUICK DETACHABLE COUPLERS

* RAGCO supports the autonomy of its locations to select the best products to service their markets. Subtle variations of these specifications may exist. Contact your RAGCO affiliate for confirmation.

LN SERIES

FEATURES:

Ragco LN Series couplings are interchangeable with Lincoln's "Long Nose" series couplings and offer quick coupling of all air-operated equipment. They are only available in 1/4" body size, air-operated equipment. They are only available in 1/4" body size, brass and steel construction.

- Locking mechanism prevents accidental coupler detachment.
- Increased air flow due to a larger air passage.
- Automatic air-check valve shuts off air instantly when uncoupled, providing leak-proof seal.
- Corrosion-resistant steel for long service life.
- Free swivel helps prevent kinking or curling of air hoses.

OPERATION:

Manual: socket sleeve must be retracted to connect and disconnect

Automatic: Push-To connect

SPECIFICATIONS:

Type: One-Way Shut-Off

Rated Pressure: 300 PSIG

Temperature Range (std seals): -40° to +250°F.

PLUGS - 1/4"


FEMALE THREAD	PART NO.	FPT	DESCRIPTION
	LN13	1/8"	Steel
	LN11	1/4"	


MALE THREAD	PART NO.	MPT	DESCRIPTION
	LN12	1/8"	Steel
	LN10	1/4"	


AUTOMATIC - 1/4" SOCKETS



FEMALE THREAD	PART NO.	FPT	DESCRIPTION
	LN2803	1/8"	Brass/Steel
	LN3003	1/4"	
	LN3203	3/8"	

PUSH-ON HOSE STEM	PART NO.	SIZE I.D.	DESCRIPTION
	LN1513	1/4"	Brass/Steel
	LN1713	3/8"	
	Hose clamps not required when used with "Push On" hose. See page 63.		

MALE THREAD	PART NO.	MPT	DESCRIPTION
	LN2903	1/8"	Brass/Steel
	LN3103	1/4"	
	LN3303	3/8"	


REUSABLE HOSE CLAMP	PART NO.	SIZE (I.D. X O.D.)	DESCRIPTION
	LNSB3	1/4" x 1/2"	Brass/Steel
	LNSB5	1/4" x 9/16"	
	LNSB7	1/4" x 5/8"	
	LNSC5	15/16" x 3/16"	
	LNSC7	15/16" x 5/8"	
	LNSD11	3/8" x 5/8"	
	LNSD13	3/8" x 11/16"	
	LNSD7	3/8" x 3/4"	
	LNSD9	3/8" x 13/16"	

HOSE STEM	PART NO.	I.D.	DESCRIPTION
	LN3603	1/4"	Brass/Steel Requires Hose Clamp
	LN3653	5/16"	
	LN3703	3/8"	


 Non-Standard Product  Standard Product

LN SERIES CONTINUED

MANUAL - 1/4" SOCKETS

MALE THREAD	PART NO.	MPT	DESCRIPTION
	LN2903M	1/8"	Brass/Steel
	LN3103M	1/4"	
	LN3303M	3/8"	

HOSE STEM	PART NO.	I.D.	DESCRIPTION
	LN3603M	1/4"	Brass/Steel Requires Hose Clamp
	LN3703M	3/8"	

FEMALE THREAD	PART NO.	FPT	DESCRIPTION
	LN2803M	1/8"	Brass/Steel
	LN3003M	1/4"	
	LN3203M	3/8"	

SHD SERIES

FEATURES:

- Engineered for speedy coupling and uncoupling. To lock - push in; To unlock - rotate sleeve 1/8 turn.
- Designed to protect against accidental uncoupling. A variety of types and sizes are available to meet specific needs.
- Standard Twist-Lock couplings are ideal for low-to-medium air flows, such as air tools.

OPERATION: Automatic Push-To connect; Twist-to-release

SPECIFICATIONS:

Temperature Range (Nitrile seal): -10° to +165°F

Locking Device: Twist-Lock

Vacuum Service: 27 HG


Type: One-Way Shut-Off


Rated Pressure: 300 PSIG



Materials: Aluminum bodies and zinc-plated steel sleeves. Buna-N seals. Brass adapters.

SHD3 SERIES - 1/2" PLUGS

FEMALE THREAD	PART NO.	FPT	DESCRIPTION
	SHD53	3/8"	Steel

HOSE STEM	PART NO.	I.D.	DESCRIPTION
	SHD59	3/8"	Steel Requires Hose Clamp
	SHD60	1/2"	


MALE THREAD	PART NO.	MPT	DESCRIPTION
	SHD50	1/4"	Steel
	SHD52	3/8"	
	SHD54	1/2"	


 Non-Standard Product  Standard Product




SHD SERIES

SHD3 SERIES - 1/4" PLUGS

FEMALE THREAD	PART NO.	FPT	DESCRIPTION
	SHD13	1/8"	Steel
	SHD11	1/4"	Steel
	SHD11S/S	1/4"	303 Stainless


MALE THREAD	PART NO.	MPT	DESCRIPTION
	SHD12	1/8"	Steel
	SHD10	1/4"	Steel
	SHD10S/S	1/4"	303 Stainless


HOSE STEM	PART NO.	I.D.	DESCRIPTION
	SHD16	1/4"	Steel Requires Hose Clamp
	SHD17	3/8"	

PUSH-ON HOSE STEM	PART NO.	I.D.	DESCRIPTION
	SHD51	1/4"	Steel


Hose clamps not required when used with "Push On" hose.


SHD5 SERIES - 1/2" AUTOMATIC SOCKETS


FEMALE THREAD	PART NO.	FPT	DESCRIPTION
	SHD4015	1/4"	Aluminum/Steel/ Brass
	SHD5005	3/8"	
	SHD5205	1/2"	
	SHD5405	3/4"	

PUSH-ON HOSE STEM	PART NO.	I.D.	DESCRIPTION
	SHD1815	1/2"	Aluminum/Steel/Brass



Hose clamps not required when used with "Push On" hose.

MALE THREAD	PART NO.	MPT	DESCRIPTION
	SHD4905	1/4"	Aluminum/Steel/ Brass
	SHD5105	3/8"	
	SHD5305	1/2"	
	SHD5505	3/4"	

RELIABLE HOSE CLAMP	PART NO.	I.D. X O.D.	DESCRIPTION
	SHDSD75	3/8" x 5/8"	Aluminum/Steel/ Brass
	SHDSD95	3/8" x 11/16"	
	SHDSD115	3/8" x 3/4"	
	SHDSD135	3/8" x 13/16"	
	SHDSP135	1/2" x 13/16"	
	SHDSP155	1/2" x 1/8"	
	SHDSP175	1/2" x 15/16"	
	SHDSP195	1/2" x 1"	

HOSE STEM	PART NO.	I.D.	DESCRIPTION
	SHD5605	1/4"	Aluminum/Steel/ Brass Requires Hose Clamp
	SHD5705	3/8"	
	SHD5805	1/2"	
	SHD5905	3/4"	


DUST PLUG	PART NO.	SIZE	DESCRIPTION
	SHD-DP	1/4"	Aluminum w/Lanyard

 Non-Standard Product  Standard Product

SHD5 SERIES - 1/4" AUTOMATIC SOCKETS

FEMALE THREAD	PART NO.	FPT	DESCRIPTION
	SHD2803	1/8"	Aluminum/Steel/ Brass
	SHD2803S/S		303 Stainless
	SHD3003	1/4"	Aluminum/Steel/ Brass
	SHD3003-104		Aluminum/Steel/ Brass w/Silicone Seal
	SHD3003LV		Aluminum/Steel/ Brass Less Valve
	SHD3003S/S		303 Stainless
	SHD3203	3/8"	Aluminum/Steel/ Brass
	SHD3203S/S		303 Stainless

MALE THREAD	PART NO.	MPT	DESCRIPTION
	SHD2903	1/8"	Aluminum/Steel/ Brass
	SHD2903S/S		303 Stainless
	SHD3103	1/4"	Aluminum/Steel/ Brass
	SHD3103-104		Aluminum/Steel/ Brass w/Silicone Seal
	SHD3103S/S		303 Stainless
	SHD3303	3/8"	Aluminum/Steel/ Brass
	SHD3303S/S		303 Stainless



HOSE STEM	PART NO.	I.D.	DESCRIPTION
	SHD3603	1/4"	Aluminum/Steel/ Brass
	SHD3603S/S		303 Stainless
	SHD3653	5/16"	Aluminum/Steel/ Brass
	SHD3703	3/8"	Aluminum/Steel/ Brass
	SHD3703S/S		303 Stainless

Requires Hose Clamp

RELIABLE HOSE CLAMP	PART NO.	I.D. X O.D.	DESCRIPTION
	SHDSB33	1/4" x 1/2"	Aluminum/Steel/ Brass
	SHDSB33S/S		303 Stainless
	SHDSB53	1/4" x 9/16"	Aluminum/Steel/ Brass
	SHDSB73	1/4" x 5/8"	Aluminum/Steel/ Brass
	SHDSB73S/S		303 Stainless
	SHDSC53	5/16" x 9/16"	Aluminum/Steel/ Brass
	SHDSC73	5/16" x 5/8"	Aluminum/Steel/ Brass
	SHDSD73	3/8" x 5/8"	Aluminum/Steel/ Brass
	SHDSD93	3/8" x 11/16"	Aluminum/Steel/ Brass
	SHDSD113	3/8" x 3/4"	Aluminum/Steel/ Brass
	SHDSD133	3/8" x 13/16"	Aluminum/Steel/ Brass

PUSH-ON HOSE STEM	PART NO.	I.D.	DESCRIPTION
	SHD1513	1/4"	Aluminum/Steel/ Brass
	SHD1713	3/8"	

Hose clamps not required when used with "Push On" hose.

 Non-Standard Product  Standard Product



FRL SERIES

TYPE: One-Way Shut-Off

OPERATION: Automatic Push-To connect; Twist-to-release

FEATURES:

- High flow capacity
 - 2RL flow equals that of most 3/8" couplings
 - 3RL flow equals that of most 1/2" couplings
- Ring lock
- Push-To connect
- Will not disconnect when hose is dragged on the ground
- Rotate locking sleeve approximately 20° to disconnect
- Optional seal materials available


RATED PRESSURE: 300 PSIG


STANDARD MATERIALS:


- Socket
 - Zinc-Plated Steel Body
 - Brass Socket End
 - Nickel-Plated Steel Sleeve
 - Zinc-Plated Steel Valve
 - Buna-N (Nitrile) Seal
 - Stainless Steel Spring
 - Zinc-Plated Steel Locking Ring
- Plug
 - Zinc-Plated Case-Hardened Steel

ACCESSORIES: Dust caps and dust plugs

2FRL SERIES 3/8" PLUGS


FEMALE THREAD	PART NO.	FPT	DESCRIPTION
	2L41	1/4"	Steel
	2L43	3/8"	
	2L45	1/2"	

MALE THREAD	PART NO.	MPT	DESCRIPTION
	2L38	1/8"	Steel
	2L40	1/4"	
	2L42	3/8"	
	2L44	1/2"	


HOSE STEM	PART NO.	I.D.	DESCRIPTION
	2L46	1/4"	Steel Requires Hose Clamp
	2L48	3/8"	
	2L49	1/2"	


REUSABLE HOSE CLAMP	PART NO.	I.D. X O.D.	DESCRIPTION
	2LPD7	3/8" x 5/8"	Steel
	2LPD9	3/8" x 11/16"	
	2LPD11	3/8" x 3/4"	
	2LPD13	3/8" x 13/16"	
	2LPP13	1/2" x 13/16"	
	2LPP15	1/2" x 7/8"	
	2LPP17	1/2" x 15/16"	
	2LPP19	1/2" x 1"	



3FRL SERIES 1/2" PLUGS

HOSE STEM (3FRL SERIES 1/2")	PART NO.	I.D.	DESCRIPTION
	3L58	1/4"	Steel
	3L59	3/8"	
	3L60	1/2"	
	3L60G	1/2"	Steel, Ball Check
	3L61	3/4"	Steel
	3L61G	3/4"	Steel, Ball Check


Requires Hose Clamp


FEMALE THREAD	PART NO.	FPT	DESCRIPTION
	3L51	1/4"	Steel
	3L55	1/2"	
	3L57	3/4"	


MALE THREAD	PART NO.	MPT	DESCRIPTION
	3L50	1/4"	Steel
	3L52	3/8"	
	3L54	1/2"	
	3L56	3/4"	


 Non-Standard Product  Standard Product

2FRL SERIES 3/8" AUTOMATIC SOCKETS

FEMALE THREAD	PART NO.	FPT	DESCRIPTION
	2R4004	1/4"	Brass/Steel
	2R4204	3/8"	
	2R4404	1/2"	

MALE THREAD	PART NO.	MPT	DESCRIPTION
	2R4104	1/4"	Brass/Steel
	2R4304	3/8"	
	2R4504	1/2"	


HOSE STEM	PART NO.	I.D.	DESCRIPTION
	2R4604	1/4"	Brass/Steel Requires Hose Clamp
	2R4704	5/16"	
	2R4804	3/8"	
	2R4904	1/2"	

PUSH-ON HOSE STEM	PART NO.	I.D.	DESCRIPTION
	2R1714	3/8"	Brass/Steel
	2R1814	1/2"	


Hose clamps not required when used with "Push On" hose. See page 63.


REUSABLE HOSE CLAMP	PART NO.	I.D. X O.D.	DESCRIPTION
	2RSD7	3/8" x 5/8"	Brass/Steel
	2RSD9	3/8" x 11/16"	
	2RSD11	3/8" x 3/4"	
	2RSD13	3/8" x 13/16"	


3FRL SERIES 1/2" AUTOMATIC SOCKETS

FEMALE THREAD	PART NO.	FPT	DESCRIPTION
	3R4015	1/4"	Brass/Steel
	3R5005	3/8"	
	3R5205	1/2"	
	3R5405	3/4"	



HOSE STEM	PART NO.	I.D.	DESCRIPTION
	3R5605	1/4"	Brass/Steel Requires Hose Clamp
	3R5705	3/8"	
	3R5805	1/2"	
	3R5905	3/4"	

MALE THREAD	PART NO.	MPT	DESCRIPTION
	3R4905	1/4"	Brass/Steel
	3R5105	3/8"	
	3R5305	1/2"	
	3R5505	3/4"	

REUSABLE HOSE CLAMP	PART NO.	I.D. X O.D.	DESCRIPTION
	3RSD7	3/8" x 5/8"	Brass/Steel
	3RSD9	3/8" x 11/16"	
	3RSD11	3/8" x 3/4"	
	3RSD13	3/8" x 13/16"	
	3RSP13	1/2" x 13/16"	
	3RSP15	1/2" x 7/8"	
	3RSP17	1/2" x 15/16"	
	3RSP19	1/2" x 1"	

PUSH-ON HOSE STEM	PART NO.	I.D.	DESCRIPTION
	3R1815	1/2"	Brass/Steel


Hose clamps not required when used with "Push-On" hose. See page 63.


 Non-Standard Product  Standard Product





210 SERIES

SERIES 210 1/4" SAFETY VENT SOCKETS

FEMALE THREAD	PART NO.	FPT	DESCRIPTION
	SV210-3003	1/4"	Steel, Safety Coupler
	SV210-3203	3/8"	


MALE THREAD	PART NO.	MPT	DESCRIPTION
	SV210-3103	1/4"	Steel, Safety Coupler
	SV210-3303	3/8"	


HOSE STEM	PART NO.	I.D.	DESCRIPTION
	SV210-3603	1/4"	Steel, Safety Coupler Requires Hose Clamp
	SV210-3703	3/8"	


PUSH-ON HOSE STEM	PART NO.	I.D.	DESCRIPTION
	SV210-1513	1/4"	Steel, Safety Coupler
	SV210-1713	3/8"	

Hose clamps not required when used with "Push On" hose.


SERIES 210 1/4" AUTOMATIC SOCKETS

FEMALE THREAD	PART NO.	FPT	DESCRIPTION
	210-2803	1/8"	Brass/Steel
	210-2803S/S	1/8"	303 Stainless
	210-3003	1/4"	Brass/Steel
	210-3003S/S	1/4"	303 Stainless
	210-3203	3/8"	Brass/Steel
	210-3203S/S	3/8"	303 Stainless


MALE THREAD	PART NO.	MPT	DESCRIPTION
	210-2903	1/8"	Brass/Steel
	210-2903S/S	1/8"	303 Stainless
	210-3103	1/4"	Brass/Steel
	210-3103S/S	1/4"	303 Stainless
	210-3303	3/8"	Brass/Steel
	210-3303S/S	3/8"	303 Stainless



HOSE STEM	PART NO.	I.D.	DESCRIPTION
	210-3603	1/4"	Brass/Steel
	210-3603S/S	1/4"	303 Stainless
	210-3653	5/16"	Brass/Steel
	210-3703	3/8"	Brass/Steel
	210-3703S/S	3/8"	303 Stainless

Requires Hose Clamp.

PUSH-ON HOSE STEM	PART NO.	I.D.	DESCRIPTION
	210-1513	1/4"	Brass/Steel
	210-1713	3/8"	

Hose clamps not required when used with "Push On" hose. See page 63.

REUSABLE HOSE CLAMP	PART NO.	I.D. X O.D.	DESCRIPTION
	210-SB3	1/4" x 1/2"	Brass/Steel
	210-SB3S/S	1/4" x 1/2"	303 Stainless
	210-SB5	1/4" x 9/16"	Brass/Steel
	210-SB7	1/4" x 5/8"	Brass/Steel
	210-SB7S/S	1/4" x 5/8"	303 Stainless
	210-SC5	5/16" x 9/16"	Brass/Steel
	210-SC7	5/16" x 5/8"	
	210-SD7	3/8" x 5/8"	
	210-SD9	3/8" x 11/16"	
	210-SD11	3/8" x 3/4"	
210-SD13	3/8" x 13/16"		

 Non-Standard Product  Standard Product

310 SERIES

TYPE: One-Way Shut-Off


RATED PRESSURE: 300 PSIG


OPERATION:


Manual - Retract socket sleeve to connect and disconnect

Automatic - Push-To connect


310 SERIES 3/8" PLUGS


FEMALE THREAD	PART NO.	FPT	DESCRIPTION
	310-43	3/8"	Steel

MALE THREAD	PART NO.	MPT	DESCRIPTION
	310-42	3/8"	Steel


HOSE STEM	PART NO.	I.D.	DESCRIPTION
	310-48	3/8"	Steel Requires Hose Clamp
	310-49	1/2"	

310 SERIES 3/8" AUTOMATIC SOCKETS


FEMALE THREAD	PART NO.	FPT	DESCRIPTION
	310-4004	1/4"	Brass/Steel
	310-4204	3/8"	Brass/Steel
	310-4404	1/2"	Brass/Steel



MALE THREAD	PART NO.	MPT	DESCRIPTION
	310-4104	1/4"	Brass/Steel
	310-4304	3/8"	Brass/Steel
	310-4504	1/2"	Brass/Steel

HOSE STEM	PART NO.	I.D.	DESCRIPTION
	310-4604	1/4"	Brass/Steel Requires Hose Clamp
	310-4704	5/16"	
	310-4804	3/8"	
	310-4904	1/2"	

PUSH-ON HOSE STEM	PART NO.	I.D.	DESCRIPTION
	310-1714	3/8"	Brass/Steel
	310-1814	1/2"	

Hose clamps not required when used with "Push-On" hose.

REUSABLE HOSE CLAMP	PART NO.	I.D. X O.D.	DESCRIPTION
	310-SB3	1/4" x 1/2"	Brass/Steel
	310-SB5	1/4" x 9/16"	
	310-SB7	1/4" x 5/8"	
	310-SD7	3/8" x 5/8"	
	310-SD9	3/8" x 11/16"	
	310-SD11	3/8" x 3/4"	


 Non-Standard Product  Standard Product



310 SERIES 3/8" MANUAL SOCKETS

FEMALE THREAD		PART NO.	FPT	DESCRIPTION
		310M-4004	1/4"	Brass/Steel
		310M-4204	3/8"	
		310M-4204NP	3/8"	Brass/Steel Nickel Plated sleeve
		310M-4404	1/2"	Brass/Steel

MALE THREAD		PART NO.	MPT	DESCRIPTION
		310M-4104	1/4"	Brass/Steel
		310M-4304NP	1/4"	Brass/Steel Nickel Plated sleeve
		310M-4303	3/8"	Brass/Steel
		310M-4504	1/2"	Brass/Steel

HOSE STEM		PART NO.	I.D.	DESCRIPTION
		310M-4604	1/4"	Brass/Steel
		310M-4704	5/16"	
		310M-4804	3/8"	
		310M-4804NP	3/8"	Brass/Steel Nickel Plated sleeve
		310M-4904	1/2"	Brass/Steel

Non-Standard Product Standard Product

FST SERIES

TYPE: FST Straight-Thru, no valve in either socket or plug.

INTERCHANGEABILITY: Standard industrial interchange design, most widely used in industry. Within each series, only sockets and plugs of the same size will couple together.

OPERATION: Manual – Socket sleeve must be manually retracted to connect and disconnect.

OPTIONS: Ball Lock (BL) – Locks socket against accidental disconnect. To connect, align ball with slot. After connection, rotate sleeve to lock. To disconnect, realign ball with slot and retract sleeve.

SEAL COMPOUND: Standard seals are Buna-N

PERFORMANCE DATA FLOW: Couplers have same inside diameter as nominal pipe.


RATED PRESSURE: Rated pressures as defined by ANSI/B93.2-1986, based on 4:1 Safety Factor and non-shock service.

VACUUM SERVICE: 27" Hg maximum

BODY SIZE	BRASS SOCKET W/ BRASS PLUG	BRASS SOCKET W/ STEEL PLUG	S/S SOCKET W/ S/S PLUG
	PSIG	PSIG	PSIG
1/8"	2500	2600	4200
1/4"	5200	5500	6700
3/8"	2700	3500	5500
1/2"	2200	2700	3000
3/4"	1700	2700	3000
1"	1700	2000	1700
1 1/4"	1700	2700	-
1 1/2"	1400	2200	-

FST SERIES PLUGS, STRAIGHT THRU

FEMALE THREAD		PART NO.	FPT	DESCRIPTION
		12FPB	1/8"	Brass
		12FPS		303 Stainless
		25FP	1/4"	Steel
		25FPB		Brass
		25FPS		303 Stainless
		38FP	3/8"	Steel
		38FPB		Brass
		38FPS	3/8"	303 Stainless
		50FP		1/2"
		50FPB	Brass	
		50FPS	1/2"	303 Stainless
		75FP		3/4"
		75FPB	Brass	
		75FPS	3/4"	303 Stainless
		100FP		1"
		100FPB	Brass	
		100FPS	1"	303 Stainless
		125FP		1-1/4"
		125FPB	Brass	
150FP	1-1/2"	Steel		
150FPB		Brass		


HOSE STEM		PART NO.	I.D.	DESCRIPTION
		25HP	1/4"	Steel
		38HPB	3/8"	Brass
75HPB	3/4"			


MALE THREAD		PART NO.	MPT	DESCRIPTION
		12MP	1/8"	Steel
		12MPB		Brass
		12MPS		303 Stainless
		25MP	1/4"	Steel
		25MPB		Brass
		25MPS		303 Stainless
		38MP	3/8"	Steel
		38MPB		Brass
		38MPS	3/8"	303 Stainless
		50MP		1/2"
		50MPB	Brass	
		50MPS	1/2"	303 Stainless
		75MP		3/4"
		75MPB	Brass	
		75MPS	3/4"	303 Stainless
		100MP		1"
		100MPB	Brass	
		100MPS	1"	303 Stainless
		125MP		1-1/4"
125MPB	Brass			
150MP	1-1/2"	Steel		
150MPB		Brass		

Non-Standard Product Standard Product



FST SERIES SOCKETS, STRAIGHT THRU

MALE THREAD		PART NO.	MPT	DESCRIPTION
		12MS	1/8"	Brass
BL12MS	Ball Lock, Brass			
25MS	1/4"	Brass		
BL25MS		Ball Lock, Brass		
25MS-101	3/8"	Brass, w/Viton Seal		
38MS		Brass		
38MS-101	1/2"	Brass, w/Viton Seal		
BL38MS		Ball Lock, Brass		
50MS	3/4"	Brass		
50MS-101		Brass, w/Viton Seal		
BL50MS	1"	Ball Lock, Brass		
75MS		Brass		
BL75MS	1 1/4"	Ball Lock, Brass		
100MS		Brass		
BL100MS	Ball Lock, Brass			




HOSE STEM		PART NO.	I.D.	DESCRIPTION
		38HS	3/8"	Brass
BL38HS	3/8"	Ball Lock, Brass		
50HS	1/2"	Brass		
BL50HS	1/2"	Ball Lock, Brass		

Requires Hose Clamp

Non-Standard Product Standard Product

FEMALE THREAD		PART NO.	FPT	DESCRIPTION
		12FS	1/8"	Brass
12FS-101	Brass, w/Viton Seal			
BL12FS	1/4"	Ball Lock, Brass		
12FSS		303 Stainless		
12FSS-101	3/8"	303 Stainless, w/Viton Seal		
12FSS-103		303 Stainless, w/EPDM Seal		
BL12FSS	1/2"	Ball Lock, 303 Stainless Steel		
25FS		Brass		
25FS-101	3/4"	Brass, w/Viton Seal		
BL25FS		Ball Lock, Brass		
25FS-SWVL	1"	Power Washer Swivel Tip, Brass		
25FSS		303 Stainless		
25FSS-101	1 1/4"	303 Stainless, w/Viton Seal		
25FSS-103		303 Stainless, w/EPDM Seal		
BL25FSS	1 1/2"	Ball Lock, 303 Stainless Steel		
38FS		Brass		
38FS-101	1 3/4"	Brass, w/Viton Seal		
38FS-103		Brass, w/EPDM Seal		
BL38FS	2"	Ball Lock, Brass		
38FSS		303 Stainless		
38FSS-101	2 1/4"	303 Stainless, w/Viton Seal		
38FSS-103		303 Stainless, w/EPDM Seal		
BL38FSS	2 1/2"	Ball Lock, 303 Stainless Steel		
50FS		Brass		
50FS-101	2 3/4"	Brass, w/Viton Seal		
50FS-103		Brass, w/EPDM Seal		
BL50FS	3"	Ball Lock, Brass		
50FSS		303 Stainless		
50FSS-101	3 1/4"	303 Stainless, w/Viton Seal		
50FSS-103		303 Stainless, w/EPDM Seal		
BL50FSS	3 1/2"	Ball Lock, 303 Stainless Steel		
75FS		Brass		
BL75FS	3 3/4"	Ball Lock, Brass		
75FS-101		Brass, w/Viton Seal		
75FS-103	4"	Brass, w/EPDM Seal		
75FS-104		Brass, w/Silicone Seal		
75FSS	4 1/4"	303 Stainless		
75FSS-101		303 Stainless, w/Viton Seal		
75FSS-103	4 1/2"	303 Stainless, w/EPDM Seal		
BL75FSS		Ball Lock, 303 Stainless Steel		
100FS	4 3/4"	Brass		
100FS-101		Brass, w/Viton Seal		
BL100FS	5"	Ball Lock, Brass		
100FSS		303 Stainless		
BL100FSS	5 1/4"	Ball Lock, 303 Stainless Steel		
125FS		Brass		
BL125FS	5 1/2"	Ball Lock, Brass		
125FS-103		Brass, w/EPDM Seal		
150FS	5 3/4"	Brass		
BL150FS		Ball Lock, Brass		

HANDY-AIR® BLOW GUNS AND ACCESSORIES

LEVER OPERATED		PART NO.	DESCRIPTION
		BG2L-30P	Pressed – Standard Tip
BG2L-30STP	Pressed – Safety Tip		
BG2L-30STT	Threaded – Safety Tip		
BG2L-30T	Threaded – Standard Tip		
BUTTON OPERATED		BG2-30P	Pressed – Standard Tip
BG2-30STP		Pressed – Safety Tip	
BG2-30STT		Threaded – Safety Tip	
PISTOL GRIP		BG2-30T	Threaded – Standard Tip
		PG2P	Pressed – Safety Tip
		PG2T	Threaded – Safety Tip

BLOW GUN ACCESSORIES		PART NO.
		Extension (10")
Extension (12")	EX12	
High Flow Safety Nozzle	EX2	
Rubber Tip	EX2RT	
Safety Air Screen Tip	EX2ST	

Non-Standard Product Standard Product

BLOW GUN KITS




BG-KIT-F1 – The versatile Ragco blow gun kit BG-KIT-F1 contains three of the most popular nozzles for industrial and automotive uses as well as a 1/4" standard plug for easy air-hose connection. This kit includes a high quality, lever-operated heavy-duty blow gun featuring a quick-disconnect coupler that allows users to switch nozzles quickly and easily. Also included are a high-flow safety nozzle, six-inch extension safety nozzle, rubber-tip nozzle and quick-connector plug for connecting the blow gun to shop air supply. The kit comes ready for hanging display in a clear clamshell package.



BG-KIT-F2 – The Ragco BG-KIT-F2 contains five of the most popular nozzles for industrial and automotive uses. This kit includes a high quality, lever-operated heavy-duty blow gun featuring a quick disconnect coupler which allows users to switch nozzles quickly and easily. This multi-use kit also contains a high flow safety nozzle, six-inch extension safety nozzle, rubber-tip nozzle, needle-tip nozzle, and air-screen safety nozzle. For handy storage, a clear vinyl compartmented snap pouch is included.



HOSE ACCESSORIES



SUCTION HOSE STRAINERS

Used on the submersed end of suction hose to prevent debris from entering the pump during operation. All threads are NPS. "Trash strainers" are square hole. For the best strainer for your application, call your local RAGCO location.


STRAINERS

SIZE	ROUND HOLE PART #	TUBE PART #	SQUARE HOLE PART #	TOP HOLE PART #	BOTTOM HOLE PART #
1 1/2"	RHS150	TRHS150	SHS150	THS150	BHS150
2"	RHS200	TRHS200	SHS200	THS200	BHS200
2 1/2"	RHS250	CALL	CALL	CALL	CALL
3"	RHS300	TRHS300	SHS300	THS300	BHS300
4"	RHS400	CALL	SHS400	CALL	CALL
6"	RHS600	CALL	SHS600	CALL	CALL
8"	RHS800	CALL	CALL	CALL	CALL


ROUND HOLE PART



TUBE PART




SQUARE HOLE PART



TOP HOLE PART



BOTTOM HOLE PART



FOOT VALVES

Foot valves are used on the submersed end of the water suction hose to prevent the pump from losing its prime when it's shut down. The foot valve stops the water from draining by a closing leather-flapper gate. Each valve has a built-in strainer that prevents debris from entering during operation. All sizes have NPS threads and complete valves are painted red.

SIZE	PART #
1 1/2"	FV150
2"	FV200
2 1/2"	FV250
3"	FV300
4"	FV400
6"	FV600
8"	FV800

FOOT VALVE



BRASS BALL VALVES

Standard full-port, quarter-turn, brass ball valves rated for 600psi WOG (up to 2") and 400psi WOG (2 1/2" thru 4"). Female NPT thread each side. Chromium-plated brass ball and Teflon® ball seat. Available with locking handles and in stainless steel.

SIZE	PART #
1/4"	BV025BF
3/8"	BV038BF
1/2"	BV050BF
3/4"	BV075BF
1"	BV100BF
1 1/4"	BV125BF
1 1/2"	BV150BF
2"	BV200BF
2 1/2"	BV250BF
3"	BV300BF
4"	BV400BF

COMPONENT	MATERIAL
Valve Body	Brass
Valve Cap	Brass
O-Ring	PTFE
Ball	Chrome Plated Brass
Stem Spacer/Gasket	PTFE
O-Ring	PTFE
Stem Spacer/Gasket	Brass
Nut	Brass
Cap	Brass
Handle	Carbon Steel

BRASS BALL VALVE



THREADED FLANGES

Forged carbon steel, raised-face, threaded 150# ANSI flanges. Female threaded for easy installation on hose, pipe, or equipment with male threads. Available in blank, slip-on, and weldable version. Also available in stainless steel.

PART #	NOMINAL SIZE	OUTER DIAMETER	BOLT CIRCLE	HOLES	BOLT HOLE DIAMETER	THICKNESS
CSF-050	1/2"	3 1/2"	2 3/8"	4	5/8"	5/8"
CSF-075	3/4"	3 7/8"	2 3/4"	4	5/8"	5/8"
CSF-100	1"	4 1/4"	3 1/8"	4	5/8"	3/4"
CSF-125	1 1/4"	4 5/8"	3 1/2"	4	5/8"	7/8"
CSF-150	1 1/2"	5"	3 7/8"	4	5/8"	7/8"
CSF-200	2"	6"	4 3/4"	4	3/4"	1"
CSF-250	2 1/2"	7"	5 1/2"	4	3/4"	1 1/8"
CSF-300	3"	7 1/2"	6"	4	3/4"	1 1/4"
CSF-400	4"	9"	7 1/2"	8	3/4"	1 3/8"
CSF-500	5"	10"	8 1/2"	8	7/8"	1 3/8"
CSF-600	6"	11"	9 1/2"	8	7/8"	1 1/2"
CSF-800	8"	13 1/2"	11 3/4"	8	7/8"	1 3/4"
CSF-1000	10"	16"	14 1/4"	12	1"	2"
CSF-1200	12"	19"	17"	12	1"	2 1/8"

THREADED FLANGE

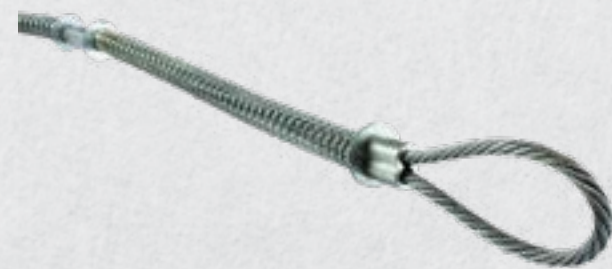


WHIP CHECKS

Whip Checks are attachable safety cables for the prevention of hose whip in case of the accidental separation of a coupling or clamp device.

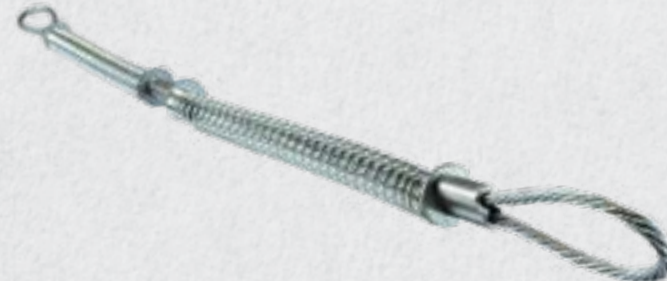
HOSE-TO-TOOL

CABLE DIMENSIONS	HOSE I.D.	PART #
1/8" X 20"	1/2" - 1 1/4"	HTWS1
1/4" X 38"	1 1/2" - 3"	HTWS2



HOSE-TO-HOSE

CABLE DIMENSIONS	HOSE I.D.	PART #
1/8" X 20"	1/2" - 1 1/4"	HHWC1
1/4" X 38"	1 1/2" - 3"	HHWC2



WRENCHES

HYDRANT WRENCHES

Part # HYD-1 is a standard and complete tool for fire hydrant operation. The pentagonal nut head is adjustable to fit hydrant valves to 1-3/4" for on/off operation. The head also operates pin-lug or rocker-lug connections from 1-1/2" to 6"

Part # HYD-3 is lighter in weight than the HYD-1 with the same adjustable features. Fits 1-3/4" pentagonal nuts. The head will operate hydrant cap and adapter-pin or rocker lugs. Handle is plated.

HYDRANT WRENCH TYPE	PART #
Standard	HYD-1
Lightweight	HYD-3

STANDARD HYDRANT



LIGHTWEIGHT HYDRANT



SPANNER WRENCHES

Made from ductile iron with easy-grip handle, contour head to fit the coupling curve and a special round hole to engage the pin-lug. Dual diameter available for 2" x 2 1/2" size. Universal spanner wrench is painted red complete with pry bar end and gas cock shut off/on feature. Other end used as pin-lug or rocker-lug wrenching.

STANDARD SPANNER



DUAL DIAMETER SPANNER



UNIVERSAL SPANNER



SPANNER WRENCH SIZE	PART #
1 1/2"	SW150
2"	SW200
2" X 2 1/2" *	SW2025
2 1/2"	SW250
3"	SW300
4"	SW400
Universal	US-1

NOZZLES

FOG NOZZLES

Plastic nozzles are made of high-impact bright red plastic with corrosion-resistant metal parts. Brass nozzles are high-quality heavy brass. These nozzles allow for straight stream or fog spray pattern in industrial, utility or commercial use. All sizes, for use at 100 PSI, water only at 70°F.

BRASS FOG NOZZLE



PLASTIC FOG NOZZLE



BRASS FOG NOZZLE

THREAD SIZE	THREAD TYPE	PART #
1 1/2"	NPS	FN150B
1 1/2"	NST	FN150BNST
2"	NPS	FN200B
2 1/2"	NPS	FN250BNST
2 1/2"	NST	FN250BNST

PLASTIC FOG NOZZLE

THREAD SIZE	THREAD TYPE	PART #
1 1/2"	NPS	FN150
1 1/2"	NST	FN150NST

TWIST GARDEN-HOSE NOZZLE

Features all-brass valve stem, four nozzle openings for full flow, and replaceable front and rear O-ring seals for leakproof shut-off. Precise tip angle eliminates side spray. Adjustable from fine spray to needle stream to heavy rinse. Heavy-duty, solid brass construction. Roughly 4" length.

THREAD SIZE	THREAD TYPE	PART #
3/4"	GHT	TGHN



INSULATED PISTOL-GRIP GARDEN-HOSE NOZZLE

Insulated for use with hot or cold water. Inlet is female garden-hose thread. Tip is male garden-hose thread as an easy combination with other attachments.

THREAD SIZE	THREAD TYPE	PART #
3/4"	GHT	IPGN



NOZZLES CONTINUED

TAPERED (SUICIDE) NOZZLES

Made from cast brass with satin finish. Orifice tip sizes are standard. All sizes, for use at 100 psi, water only at 70°F.

TAPERED NOZZLE



THREAD SIZE	THREAD TYPE	NOZZLE LENGTH	PART #
3/4"	GHT	6"	BN075GHT
3/4"	NPSH	6"	BN075
1"	NPSH	8"	BN100
1 1/4"	NPSH	9"	BN125
1 1/2"	NPSH	10"	BN150
1 1/2"	NST	10"	BN150NST
2"	NPSH	12"	BN200
2 1/2"	NPSH	CALL	BN250
2 1/2"	NST	CALL	BN250NST

BRASS PIN-LUG HYDRANT ADAPTERS

For industrial utility and fire department applications, these adapters allow easy connections from hydrant to smaller size hose. Made of heavy-duty cast brass with satin finish. Pin-lug style. All threads are V cut. Replacement gasket part # HAG250. Hex adapters and other configurations not shown are available. Please call for more information.

HYDRANT ADAPTER



FEMALE SIDE	MALE SIDE	PART #
1 1/2" NPT	1 1/2" NST	HAB1516
1 1/2" NST	1 1/2" NPT	HAB1615
2" NPT	1 1/2" NST	HAB2016
2 1/2" NST	3/4" GHT	HAB075
2 1/2" NST	3/4" NPSM	HAB076
2 1/2" NST	1" NPSM	HAB100
2 1/2" NST	1 1/2" NPSM	HAB150
2 1/2" NST	1 1/2" NPT	HAB150NPT
2 1/2" NST	1 1/2" NST	HAB150NST
2 1/2" NST	2" NPSM	HAB200
2 1/2" NST	2" NPT	HAB200NPT
2 1/2" NST	2 1/2" NPT	HAB250NPT

HOSE CLAMPS

WORM-GEAR CLAMPS

Engineered with efficient three-piece construction for tough installation. No spot welds to corrode material, and edges are rounded to protect the hose. Easily installed with a screwdriver, nut driver, or socket wrench. Available in partial- or all-stainless construction or in "quick release" style.

CLAMP NUMBER	BAND WIDTH	DIAMETER MIN	DIAMETER MAX
#6	1/2"	3/8"	7/8"
#8	1/2"	7/16"	1"
#10	1/2"	9/16"	1-1/16"
#12	1/2"	9/16"	1-1/4"
#16	1/2"	11/16"	1-1/2"
#20	1/2"	3/4"	1-3/4"
#24	1/2"	1-1/16"	2"
#28	1/2"	1-5/16"	2-1/4"
#32	1/2"	1-9/16"	2-1/2"
#36	1/2"	1-13/16"	2-3/4"
#40	1/2"	2-1/16"	3"
#44	1/2"	2-5/16"	3-1/4"
#48	1/2"	2-9/16"	3-1/2"
#52	1/2"	2-13/16"	3-3/4"
#56	1/2"	3-1/16"	4"
#60	1/2"	3-5/16"	4-1/4"
#64	1/2"	3-9/16"	4-1/2"
#72	1/2"	4-1/16"	5"
#80	1/2"	4-5/8"	5-1/2"
#88	1/2"	4-3/32"	6"
#96	1/2"	4-1/2"	6-1/2"
#104	1/2"	5"	7"
#116	1/2"	5-3/4"	7-1/2"



LARGE DIAMETER WORM-GEAR CLAMPS

Similar design to worm-gear clamps for larger diameter applications. Usually open-ended for easy installation.

CLAMP NUMBER	BAND WIDTH	DIAMETER MIN	DIAMETER MAX
#128	1/2"	1-3/4"	8-9/16"
#152	1/2"	2"	10"
#188	1/2"	2-1/16"	12-5/16"
#216	1/2"	10-3/16"	14"
#248	1/2"	1-3/4"	16"
#312	1/2"	1-7/8"	20"



HOSE CLAMPS CONTINUED

T-BOLT CLAMPS

T-Bolt clamps are a step up from basic worm-gear clamps. The principle is the same with a 3/4" band providing 360 degrees of sealing surface, and they are particularly useful in high-torque applications. Note: The T-Bolt clamp's design allows a smaller size range than other styles of field clamp. Please choose size carefully.

CLAMP NUMBER	SIZE RANGE (INCHES)
TBCS-21	1.31 X 1.56
TBCS-25	1.56 X 1.81
TBCS-27	1.69 X 1.94
TBCS-29	1.81 X 2.06
TBCS-33	2.06 X 2.31
TBCS-35	2.19 X 2.50
TBCS-37	2.31 X 2.62
TBCS-38	2.38 X 2.69
TBCS-39	2.44 X 2.75
TBCS-41	2.56 X 2.87
TBCS-43	2.69 X 3.00
TBCS-45	2.81 X 3.12
TBCS-47	2.94 X 3.25
TBCS-49	3.06 X 3.37

CLAMP NUMBER	SIZE RANGE (INCHES)
TBCS-53	3.31 X 3.62
TBCS-57	3.56 X 3.87
TBCS-58	3.63 X 3.94
TBCS-61	3.81 X 4.12
TBCS-65	4.06 X 4.37
TBCS-69	4.31 X 4.62
TBCS-73	4.56 X 4.87
TBCS-77	4.81 X 5.12
TBCS-81	5.06 X 5.37
TBCS-85	5.31 X 5.62
TBCS-89	5.56 X 5.87
TBCS-93	5.81 X 6.12
TBCS-97	6.06 X 6.37

CLAMP NUMBER	SIZE RANGE (INCHES)
TBCS-93	5.81 X 6.12
TBCS-97	6.06 X 6.37
TBCS-101	6.31 X 6.62
TBCS-105	6.56 X 6.87
TBCS-109	6.81 X 7.12
TBCS-113	7.06 X 7.37
TBCS-117	7.31 X 7.62
TBCS-121	7.56 X 7.87
TBCS-125	7.81 X 8.12
TBCS-129	8.06 X 8.37
TBCS-139	8.69 X 9.19
TBCS-170	10.63 X 11.13
TBCS-202	12.63 X 13.13



PUNCH-LOK CLAMPS

Preformed and ready for application to be installed with a center-punch tool. Diameter displayed is the actual diameter of the clamp. Choose the correct clamp for your application by selecting the next diameter over the outside diameter of your hose.

CLAMP NUMBER SS	CLAMP NUMBER GALV.	BAND WIDTH	DIAMETER
P-311S	P-311	3/8"	1-3/8"
P-3S	P-3	5/8"	13/16"
P-5S	P-5	5/8"	1-1/4"
P-6S	P-6	5/8"	1-1/2"
P-7S	P-7	5/8"	1-3/4"
P-8S	P-8	5/8"	2"
P-10S	P-10	5/8"	2-1/2"
P-12S	P-12	5/8"	3"
P-16S	P-16	5/8"	4"
P-20S	P-20	5/8"	5"
P-24S	P-24	5/8"	6"
P-28S	P-28	5/8"	7"
P-32S	P-32	5/8"	8"

PUNCH-LOK CLAMP



OPEN-ENDED PUNCH-LOK CLAMP



J-LOK CLAMPS

For use with special air-actuated and mechanical machines. Not for use with center-punch tools.

CLAMP NUMBER	DIAMETER
PJ-201	13/16"
PJ-202	1-3/8"
PJ-206	1-3/4"
PJ-207	2"
PJ-208	2-1/4"
PJ-209	2-1/2"
PJ-210	2-3/4"
PJ-211	3"

CLAMP NUMBER	DIAMETER
PJ-212	3-1/2"
PJ-213	4"
PJ-214	4-1/2"
PJ-215	5"
PJ-216	6"
PJ-218	7"
PJ-219	8"



HEAVY DUTY DOUBLE-BOLT CLAMPS

Heavy duty clamps with two bolts 180° and saddles for demanding applications.

CLAMP NUMBER	DIAMETER MIN	DIAMETER MAX
400	3-7/16"	3-13/16"
463	4"	4-3/8"
525	4-1/2"	5-1/8"
550	4-11/16"	5-15/16"
600	5-1/2"	5-15/16"
675	6-1/8"	6-7/8"
769	6-7/8"	7-3/8"
818	7-3/8"	8"
875	8-1/4"	8-7/8"
988	8-15/16"	9-3/4"
1125	9-5/16"	11-3/8"
1275	11-3/16"	13"




DOUBLE-BOLT CORRUGATED HOSE CLAMPS

Clamps (for corrugated hose) manufactured in either clockwise (right hand) or counter clockwise (left hand) design, the spiral double-bolt clamp fits between the convolutions on a corrugated hose. When fully tightened, the wire secures the full circumference of the outside hose wall—not the convolutions—for a safe, economical and efficient securing method. Consult hose manufacturer for correct convolution direction. Direction of clamp spiral and hose convolutions are the same. *Specify clockwise (CW) or counterclockwise (CCW).

CLAMP NUMBER	HOSE SIZE
SDB150	1 1/2"
SDB200	2"
SDB250	2 1/2"
SDB300	3"
SDB400	4"
SDB500	5"
SDB600	6"
SDB800	8"
SDB1000	10"
SDB1200	12"






PUMPS



ADVANTAGES AND CHARACTERISTICS



- 1. Handle a wide variety of fluids with high solids content:** No close-fitting or rotating parts so liquid with high solids content and/or size can be easily pumped.
- 2. Self Priming:** The RAGCO pump design (incorporating internal check valves) provides high suction lift even at dry start-up and with heavier fluids.
- 3. Ability to Run Dry:** No close-fitting or sliding parts are at risk—the pump can run dry without damage.
- 4. Variable Flow Rate and Discharge Pressure:** RAGCO pumps will run at any setting within their operating range simply by adjusting the air inlet pressure and system conditions. One pump can fit a broad spectrum of applications.
- 5. Portable/Simple Installation:** RAGCO pumps transport easily to the application site. Simply connect an air supply, attach fluid connections, and the pump is ready to perform. There are no complex controls to install or operate.
- 6. Dead Head:** Because the discharge pressure can never exceed air inlet pressure, the discharge line can be closed with no damage or wear. The pump will simply slow down and stop.
- 7. Shear Sensitive:** The gentle nature and minimal parts contact with the liquid make RAGCO pumps an excellent choice for shear-sensitive fluids.
- 8. Safe Operation:** Powered by compressed air, RAGCO pumps are intrinsically safe.
- 9. Submersible:** If external components are compatible, RAGCO pumps can be submerged in liquids by simply running the exhaust line above the liquid level.
- 10. Pumping Efficiency Remains Constant:** There are no rotors, gears, or pistons, which wear over time and lead to the gradual decline in performance/ flow rate.

1/2" RG-15 METAL PUMP

The RG-15 Series Metal Pump is designed to provide maximum performance, while maintaining the reliability that you've grown accustomed to from RAGCO. These 1/2" pumps are perfect for spraying and dispensing applications, particularly when on-and-off cycling reliability is critical. Constructed of aluminum, it is available with Buna N, TPO, and PTFE elastomers.

With our new Step Spool (S-Spool), RG-15 uses up to 30% less air than the competition. Maintenance is also simplified with fewer wearing parts.

Suitable for lubricants, diesel, dispensing, spraying, automotive fluid transfer, waste oil, and evacuation.



SPECIFICATIONS	
Maximum Flow Rate:	15 GPM
Port Size:	1/2" Female
Air Supply Pressure:	30-100 PSI
Liquid Temperature:	32-212°F
Max. Air Consumption:	18 SCFM
Air Inlet:	3/8" Female NPT
Dry Suction Lift:	15'
NPT Dimensions:	7.32"L x 7.64"W x 10.4"H
Body Material:	Aluminum (ADC 12)
Weight:	11.9 lbs.
Diaphragm Materials:	Buna N/TPO/PTFE

FEATURES:

- No Lubrication Required
- Stall-Free / S-Spool Design
- Fewer Wearing Parts
- Ease of Repair—Quick Teardown / Rebuild
- 30% Less Air Consumption Over Competitors' Pumps
- Perfect for Dispensing and Spraying Applications
- Critical On/Off Cycling
- Optional Drum Pump Conversion Kits Available!

ACCESSORIES:

- RG-1A Filter Regulator
- Air Motor and Liquid Kits

1/2" RG-15 METAL DRUM PUMP

Everything that the RG-15 Metal Pump has to offer, but available as a drum pump! RAGCO Air-Powered Double Diaphragm Pumps have distinct design advantages that make them very versatile and cost-effective drum pumps.

It's suitable for lubricants, diesel, dispensing, spraying, automotive fluid transfer, waste oil, and evacuation.



SPECIFICATIONS	
Maximum Flow Rate:	15 GPM
Port Size:	1/2" Female
Air Supply Pressure:	30-100 PSI
Liquid Temperature:	32-212°F
Max. Air Consumption:	18 SCFM
Air Inlet:	3/8" Female NPT
Dry Suction Lift:	15'
NPT Dimensions:	7.32"L x 7.64"W x 10.4"H
Body Material:	Aluminum (ADC 12)
Weight:	11.9 lbs.
Diaphragm Materials:	Buna N/TPO/PTFE

FEATURES:

- No Lubrication Required
- Stall-Free / S-Spool Design
- Fewer Wearing Parts
- Ease of Repair—Quick Teardown / Rebuild
- 30% Less Air Consumption Over Competitors' Pumps
- Perfect for Dispensing and Spraying Applications
- Critical On/Off Cycling


ACCESSORIES:

- RG-1A Filter Regulator
- Air Motor and Liquid Kits

1/2" RG-15 PLASTIC PUMP

The RG-15 Series Plastic Pumps are designed to provide maximum performance, while maintaining the reliability that you've grown accustomed to from RAGCO. These 1/2" pumps are perfect for spraying and dispensing applications, particularly when on-and-off cycling reliability is critical. Constructed in Polypropylene, this pump is available with Buna N, TPO, and PTFE elastomers.

Suitable for lubricants, diesel, dispensing, spraying, automotive fluid transfer, waste oil, and evacuation.



SPECIFICATIONS	
Maximum Flow Rate:	15 GPM
Port Size:	1/2" Female
Air Supply Pressure:	20-100 PSI
Liquid Temperature:	32-212°F
Max. Air Consumption:	9 SCFM
Air Inlet:	1/4" Female NPT
Dry Suction Lift:	10'
NPT Dimensions:	9.68"W x 11.69" H
Body Material:	Polypropylene
Weight	9 lbs.
Diaphragm Materials:	Buna N/TPO/PTFE

FEATURES:

- Stall Free
- Fewer Wearing Parts
- Ease of Repair—Quick Teardown / Rebuild
- Perfect for Dispensing and Spraying Applications
- Critical On/Off Cycling

ACCESSORIES:

- RG-1A Filter Regulator
- Air Motor and Liquid Kits

1" RG-25 METAL PUMP

The new RG-25 Metal Pump has been specifically engineered with reduced parts, while ensuring maximum performance and unmatched reliability in a variety of applications.

The RG-25 is truly a non-lubricated, air distribution system with no messy grease to pre-pack. The main air valve is comprised of a patented, carbon-filled Ekonol® seal ring system that is designed to be non-stalling for reliability, while our staged exhaust design allows for an ice-free operation. All of these advanced features enable the RG-25 to use 20% less air than other brands, providing superior efficiency and exceptional durability.

Ideal for waste oil, slurries, solvents, automotive fluids, inks, paints, and more!



SPECIFICATIONS	
Maximum Flow Rate:	37 GPM
Port Size:	1" Female
Air Supply Pressure:	30-100 PSI
Liquid Temperature:	32-180°F
Max. Air Consumption:	30 SCFM
Max. Size Solid:	1/8"
Air Inlet:	3/8" Female NPT
NPT Dimensions:	8.25"L x 8.5"W x 12.4"H
Body Material:	Aluminum (ADC 12)
Weight:	17.4 lbs.
Diaphragm Materials:	Buna N/Hytrel®/TPO/PTFE

FEATURES:

- No Lubrication Required
- Maintenance-Free Air Distribution System
- Stall-Free / Ice-Free Operation
- Fewer Wearing Parts
- Ease of Repair—Quick Teardown / Rebuild
- 20% Less Air Consumption
- Drop-in Replacement for Other Brands
- Graphite Filled Ekonol Seal Rings (Lube Free)
- Independent, Non-Lubricated Piloting System

ACCESSORIES:

- RG-3A Filter Regulator
- Air Motor and Liquid Kits
- Base Cushion Kit
- Pulsation Dampener



1-1/2" RG-32 METAL PUMP

The RG-32 makes converting to a RAGCO pump easy! The 1-1/2" inlet and 1-1/4" outlet matches up dimensionally with old competing brands' designs. The re-piping issue has been solved!

Suitable for lubricants, diesel, dispensing, spraying, automotive fluid transfer, waste oil, and evacuation.



SPECIFICATIONS	
Maximum Flow Rate:	50.2 GPM
Port Size:	1-1/2" Intake / 1-1/4" Discharge
Air Supply Pressure:	30-100 PSI
Liquid Temperature:	180-248°F
Max. Size Solid:	1/8" (3 mm)
Air Inlet:	3/8" Female NPT
NPT Dimensions:	11.18"W x 16.87"H
Body Material:	Aluminum (ADC 12)
Weight:	16.5 lbs.
Diaphragm Materials:	Buna N/Hytrel®/TPO/PTFE
Diaphragm Materials:	Buna N/TPO/PTFE

FEATURES:

- No Lubrication Required
- Maintenance-Free Air Distribution System
- Stall-Free / Ice-Free Operation
- Ease of Repair—Quick Teardown / Rebuild
- Drop-in Replacement for Other Brands

ACCESSORIES:

- RG-3A Filter Regulator
- Air Motor and Liquid Kits
- Pulsation Dampener



2" RG-50 METAL PUMP

The RG-50 is designed for use in process-type applications including filter press, high pressure, extended deadheading, long runs of discharge pipe, and where air consumption is critical. Air power is conserved by actuating the air valve using a mechanical linkage instead of relying on air pressure. Air power is reduced versus a standard air-actuated valve, providing higher pump efficiency.

Suitable for lubricants, diesel, dispensing, spraying, automotive fluid transfer, waste oil, and evacuation.



SPECIFICATIONS	
Maximum Flow Rate:	164 GPM
Port Size:	2" ANSI
Air Supply Pressure:	20-100 PSI
Liquid Temperature:	180-248°F
Max. Air Consumption:	105 SCFM
Max. Size Solid:	5/16" (8 mm)
Air Inlet:	3/4" Female NPT
NPT Dimensions:	18.63"W x 32.32"H
Body Material:	Aluminum (ADC 12)
Weight:	92 lbs.
Diaphragm Materials:	Neoprene/Buna-N/EPDM/ Hytrel®/ TPO/Viton®/PTFE

FEATURES:

- Maintenance-Free Air Distribution System
- Stall-Free / Ice-Free Operation
- Ease of Repair—Quick Teardown / Rebuild
- Lower Air Consumption
- Graphite-Filled Seal Rings—Longer Life, Better Wear
- Mechanically-Actuated Air Motor

ACCESSORIES:

- RG-3A Filter Regulator
- Air Motor and Liquid Kits
- Pulsation Dampener



AIR MOTOR AND LIQUID KITS

RAGCO Liquid and Air Motor kits are conveniently packaged and available for easy maintenance on your pump.



FILTER REGULATOR

Protecting your valuable investment at the end of your air lines has never been so easy. RAGCO filter/regulators provide precise air inlet pressure control and prevent air-line contaminants from reaching your pump.



PULSATION DAMPENER

RAGCO Pulsation Dampeners greatly reduce pressure fluctuations in fluid flow when mounted close to the pump.



DRUM PUMP KIT

Have a RAGCO RG-15 pump, but need it to be a drum pump? Not a problem. RAGCO offers drum pump kits for easy conversions.

Drum Pump Kit includes the following:

- Bung Adapter
- Coupling
- Nipple
- 3/4" Pipe
- Thumb Screw



RESOURCES



Abrasion: external damage to a hose assembly caused by its being rubbed by a foreign object; a wearing away by friction.

Abrasion tester: a machine for determining the quantity of material worn away by friction under specified conditions.

Absorption: regarding hose, the process of taking in fluid. Hose materials are often compared with regard to relative rates and total amounts of absorption as they pertain to specific fluids.

Accelerated life test: a method designed to approximate in a short time the deteriorating effects obtained under normal service conditions.

Acid resistant: having the ability to withstand the action of identified acids within specified limits of concentration and temperature.

Adapter, Adaptor: 1) fittings of various sizes and materials used to change an end fitting from one type to another type or one size to another. (i.e., a male JIC to male pipe adapter is often attached to a female JIC to create a male end union fitting); 2) the grooved portion of a cam & groove coupling.

Adhesion: the strength of bond between cured rubber surfaces or between a cured rubber surface and a non-rubber surface.

Adhesion failure: (1) the separation of two bonded surfaces at an interface by a force less than specified in a test method; (2) the separation of two adjoining surfaces due to service conditions.

Adhesive: a material which, when applied, will cause two surfaces to adhere.

Aerostatic testing: see Pneumatic testing.

Afterglow: in fire resistance testing, the red glow persisting after extinction of the flame.

Algaflon®: a registered trademark of Ausimont USA. See PTFE.

Air oven aging: a means of accelerating a change in the physical properties of rubber compounds by exposing them to the action of air at an elevated temperature at atmospheric pressure.

Air under water testing: see Pneumatic testing.

Ambient temperature: the temperature of the atmosphere or medium surrounding an object under consideration.

Ambient/atmospheric conditions: the surrounding conditions, such as temperature, pressure, and corrosion, to which a hose assembly is exposed.

Amplitude of vibrations and/or lateral movement: the distance a hose assembly deflects laterally to one side from its normal position, when this deflection occurs on both sides of the normal hose centerline.

Anchor: a restraint applied to eliminate motion and restrain forces.

Angular displacement: displacement of two parts defined by an angle.

Annular: refers to the convolutions on a hose that are a series of complete circles or rings located at right angles to the longitudinal axis of the hose (sometimes referred to as "bellows").

ANSI: American National Standards Institute.

Antistatic: see Static conductive.

Application working pressure: unique to customer's application. See pressure, working.

Application: the service conditions that determine how a hose assembly will be used.

Armor: a protective cover slid over and affixed to a hose assembly; used to prevent over bending or for the purpose of protecting hose from severe external environmental conditions such as hot materials, abrasion or traffic.

Assembly: a general term referring to any hose coupled with end fittings of any style attached to one or both ends.

ASTM: American Society for Testing and Materials.

Attachment: the method of securing an end fitting to a hose (e.g., banding, crimping, swaging, or screw-together-2 piece or 3 piece-style-reusable fittings).

Autoclave: an apparatus using superheated high pressure steam for sterilization, vulcanization and other processes.

Axial movement: compression or elongation along the longitudinal axis.

Backing: a soft rubber layer between a hose tube and/or cover and carcass to provide adhesion.

Band: (1) a metal ring that is welded, shrunk, or cast on the outer surface of a hose nipple or fitting; (2) a thin strip of metal used as a non-bolted. See Hose clamp.

Barb: the portion of a fitting (coupling) that is inserted into the hose, usually comprised of two or more radial serrations or ridges designed to form a redundant seal between the hose and fitting.

Barbed and ferrule fitting: a two-piece hose fitting comprised of a barbed insert (nipple), normally with peripheral ridges or backward-slanted barbs, for inserting into a hose and a ferrule, usually crimped or swaged.

Basket weave: a braid pattern in which the plaits of wire alternately cross over and under two strands (two over-two under).

Bench marks: marks of known separation applied to a specimen used to measure strain (elongation of specimen).

Bench test: a modified service test in which the service conditions are approximated in the laboratory.

Bend radius: the radius of a bent section of hose measured to the innermost surface of the curved portion.

Bend radius, minimum: the smallest radius at which a hose can be used. For Metal Hose: -the radius of a bend measured to the hose centerline, as recommended by the manufacturer.

Bend radius, dynamic: the radius at which constant or continuous flexing occurs.

Bending force: an amount of stress required to induce bending around a specified radius and hence, a

measure of stiffness. Bend radius, static: the smallest fixed radius at which a hose can be subjected.

Bevel seat fitting: see Fitting, Bevel Seat.

Beverly shear: hand or pneumatically operated, table mounted, metal cutting shear used to cut medium pressure hose of PTFE.

Billet: (1) a compressed cylinder of PTFE resin, from which raw tubing is extruded. Also called a preform. (2) a solid piece of material from which a fitting is manufactured.

Bleeding: surface exudation. See Bloom.

Blister: a raised area on the surface or a separation between layers usually creating a void or air-filled space in a vulcanized article.

Bloom: a discoloration or change in appearance of the surface of a rubber product caused by the migration of a liquid or solid to the surface, (e.g. sulfur bloom, wax bloom). Not to be confused with dust on the surface from external sources.

Blow out force: the force generated from the internal pressure attempting to push the fitting from the hose.

Body wire: normally a round or flat wire helix embedded in the hose wall to increase strength or to resist collapse.

Bolt hole circle: a circle on the flange face around which the center of the bolt holes are distributed.

Bore: (1) an internal cylindrical passageway, as of a tube, hose or pipe; (2) the internal diameter of a tube, hose, or pipe.

Bowl: (1) the exterior shell of an expansion ring type coupling; (2) the larger internal diameter of the internal portion of a ferrule.

Braid: the woven portion of a hose used as reinforcement to increase pressure rating and add hoop strength. Various materials such as polyester, cotton or metal wire are used. A hose may have one or more braids, outside or between layers of hose material.

Braid angle: the angle developed at the intersection of a braid strand and a line parallel to the axis of a hose.

Braid coverage: the relative amount of braid material covering a hose expressed as a percent.

Braid make up: description of braid (i.e., 32-12-.015, T321 55), where: 32 is the number of carriers; 12 is the number of wires on each carrier; .015 is the wire diameter in inches; and T321 55 is the material, (Type 321 stainless steel).

Braid sleeve/ring/ferrule: a ring made from tube or metal strip placed over the ends of a braided hose to contain the braid wires for attachment of fitting and ferrule, and to immobilize heat affected corrugations.

Braid wear: motion between the braid and corrugated hose, which normally causes wear on the outside diameter of the corrugation and the inside diameter of the braid.

Braided braid: a braid where the strands of wire on each carrier of the braiding machine are braided together, and then braided in normal fashion.

Braided ply: a layer of braided reinforcement.

Braid-over-braid: multiple plies of braid having no separating layers.

Brand: a mark or symbol identifying or describing a product and/or manufacturer, that is embossed, inlaid or printed.

Brass: a family of copper/zinc alloys.

Brazing: a process of joining metals using a nonferrous filler metal having a melting point that is lower than the "parent metals" to be joined, typically over +800°F.

Bronze: an alloy of copper, tin and zinc.

Buffing (sizing): grinding a surface to obtain dimensional conformance or surface uniformity.

Bumped convoluted: a type of hose (typically fluoroplastic) made by re-forming a smooth bore tube to create annular or helical ridges or convolutions, and allow the cuffed ends to extend through the end fittings, and be flared over the fitting face, providing a seamless assembly with no metal contact. Typically used in high corrosion and sanitary applications.

Bunch braid: braid applied to hose in bundles rather than flat strands (plaits), usually done to achieve high pressure versus hose weight.

Butt weld: process in which the edges or ends of metal sections are butted together and joined by welding.

C of C Certificate of conformance or certificate of compliance: a document, usually signed and dated pertaining to a particular lot or purchase () of item(s), which describes any standards, specifications, tests, materials and/or performance attributes to which the referenced item(s) have met or will meet.

Cam & groove: see Fitting/coupling -Cam & Groove.

Capped end: a hose end covered to protect its internal elements.

Carcass: the fabric, cord and/or metal reinforcing section of a hose as distinguished from the hose tube or cover.

Casing: see Armor.

Cement: unvulcanized raw or compounded rubber in a suitable solvent used as an adhesive or sealant.

Cemented end: a hose end sealed with the application of a liquid coating.

Chafe sleeve: an outer sleeve providing resistance to chafing and external resistance to damage to braided hoses, available in wide variety of materials to meet the application requirements (e.g., chafe sleeves include slip-on, heat shrinkable, integrally extruded).

Chalking: the formation of a powdery surface condition due to disintegration of surface binder or elastomer by weathering or other destructive environments.

Checking: the short, shallow cracks on the surface of a rubber product resulting from damaging action of environmental conditions.

Chemical compatibility: the relative degree to which a material may contact another without corrosion, degradation or adverse change of properties.

Chemical resistance: the ability of a particular polymer, rubber compound, or metal to exhibit minimal physical and/or chemical property changes when in contact with one or more chemicals for a specified length of time, at specified concentrations, pressure, and temperature.

Clamp: see Hose clamp.

Cloth impression: see Fabric impression.

Coefficient of friction: a relative measure of the surface lubricity.

Cold flex: see Low temperature flexibility.

Cold flexibility: relative ease of bending while being exposed to specified low temperature.

Cold flow: continued deformation under stress. See Creep.

Collar: 1) the portion of a fitting that is compressed by swaging or crimping to seal the hose onto the fitting barbs and create a permanent attachment; also called a ferrule. (With reusable fittings, the lock and seal are accomplished mechanically by the collar without swaging or crimping); 2) a raised portion on the hose shank which functions as a connection for a ferrule or other locking device or functions as a hose stop.

Combustible liquid: a combustible liquid is one having a flash point at or above +100°F (37.8°C).

Composite hose: non-vulcanized hose that consists of the following: An internal wire helix; A multi-ply wall of thermoplastic films and reinforcing fabrics in proportions that give the required physical properties and provide a complete seal. (Note: The film content may be built of tubular films.) A cover consisting of fabric with an abrasion resistant polymeric coating; An external helix wire.

Compound: the mixture of rubber or plastic and other materials, which are combined to give the desired properties when. Used in the manufacture of a product.

Compression fitting: see Fitting/coupling -Compression

Compression set: the deformation which remains in rubber after it has been subjected to and released from a specific compressive stress for a definite period of time at a prescribed temperature. (Compression set measurements are for evaluating creep and stress relaxation properties of rubber.)

Concentricity: the uniformity of hose wall thickness as measured in a plane normal to the axis of the hose.

Conditioning: the exposure of a specimen under specified conditions, e.g., temperature, humidity, for a specified period of time before testing.

Conductive: the ability to transfer electrical potential.

Configuration: the combination of fittings on a particular assembly.

Control: a product of known characteristics, which is included in a series of tests to provide a basis for evaluation of other products.

Controlled flexing: occurs when the hose is being flexed regularly, as in the case of connections to moving components (e.g., platen presses, thermal growth in pipe work).

Convolute: description of hose or inner core having annular or helical ridges formed to enhance flexibility.

Convolution/corrugation: the annular or helical flexing member in corrugated or strip wound hose/corrugation.

Convolution count: the number of ridges or corrugations per inch of a hose.

Copolymer: a blend of two polymers.

Core: the inner portion of a hose, usually referring to the material in contact with the medium.

Corrosion: the process of material degradation by chemical or electrochemical means.

Corrosion resistance: ability of metal components to resist oxidation.

Corrugated cover: a ribbed or grooved exterior.

Corrugated hose: hose with a carcass fluted, radially or helically, to enhance flexibility or reduce its weight.

Coupler: the female portion of the cam & groove connection with the cam arms.

Coupling: a frequently used alternative term for fitting.

Cover wear: the loss of material during use due to abrasion, cutting or gouging.

Cover: the outer component usually intended to protect the carcass of a product.

CPE: chlorinated polyethylene; a rubber elastomer.

Cracking: a sharp break or fissure in the surface, generally caused by strain and environmental conditions.

Creep: the deformation, in material under stress, which occurs with lapse of time after the immediate deformation.

Crimp diameter: the distance across opposite flats after crimping.

Crimp/crimping: a fitting attachment method utilizing a number of fingers or dies mounted in a radial configuration. The dies close perpendicular to the hose and fitting axis, compressing the collar, ferrule, or sleeve around the hose.

CSM: chlorosulfonated polyethylene.

Cure: the act of vulcanization. See Vulcanization.

Cut off factor: the hose length to be subtracted from the overall assembly length that allows for the hose coupling end connection extension beyond the end of the hose.

Cut resistant: having that characteristic of withstanding the cutting action of sharp object.

Cycle-motion: movement from normal to extreme position and return.

Date Code: any combination of numbers, letters, symbols or other methods used by a manufacturer to identify the time of manufacture of a product.

Deburr: to remove ragged edges from the inside diameter of a hose end; an important fabrication step for assembling hose of PTFE in order to insure a good seal.

Deduct length: the amount of fitting length deducted from a hose to result in the desired finished assembly length.

Design factor: a ratio used to establish the working pressure of the hose, based on the burst strength of the hose.

Design pressure: see Application working pressure and Pressure, working.

Developed length: see Overall length.

Diamond weave: braid pattern in which the strands alternately cross over one and under one of the strands (one over-one under); also known as "plain weave."

Die: a tool used to swage or crimp a fitting onto a hose. Swage dies usually consist of two halves machined to a predetermined diameter, designed for a specific hose type and size. A crimp die set is typically six to eight "fingers" designed for infinite diameter settings within a range or preset to a diameter for a given hose type and size.

Dielectric strength: the relative measure of a material's ability to resist conducting an electrical charge.

Displacement: the amount of motion applied to a hose defined as inches for parallel offset and degrees for angular misalignment.

Dog-leg assembly: two hose assemblies joined by a common elbow.

DOT: Department of Transportation.

Duplex assembly: an assembly consisting of two hose assemblies-one inside the other, and connected at the ends; also known as "jacketed assemblies."

Durometer: an instrument for measuring the hardness of rubber and plastic compounds.

Durometer hardness: a numerical value, which indicates the resistance to indentation of the blunt indenter of the durometer.

Dye penetrant inspection/test: nondestructive inspection method for detecting surface defects.

Dynamic bend radius: see bend radius, dynamic.

Eccentric wall: a wall of varying thickness.

Eccentricity: the condition resulting from the inside and outside diameters not having a common center. See eccentric wall.

ECTFE: ethylene-chlorotrifluoroethylene.

Effective thrust area-hose: cross-sectional area described by the mean diameter of the hose.

Effusion: the escape, usually of gases, through a material. See Permeation.

Elastic limit: the limiting extent to which a body may be deformed and yet return to its original shape after removal of the deforming force.

Elastic/intermittent flexure: The smallest radius that a given hose can be bent to without permanent deformation to the metal in its flexing members (convolutions or corrugations).

Elastomer: anyone of a group of polymeric materials, usually designated thermoset, such as natural rubber, or thermoplastic, which will soften with application of heat.

Electrostatic discharge: the sudden discharge of static electricity from an area of buildup to a grounding point.

Elongation: the increase in length expressed numerically as a percentage of the initial length.

Encapsulated fitting: see Fitting/coupling-Encapsulated fittings.

Endurance test: a service or laboratory test, conducted to product failure, usually under normal use conditions.

Enlarged end: an end having a bore diameter greater than that of the main body of the hose, in order to accommodate a larger fitting.

EPDM: Ethylene Propylene Diene Monomer; an elastomer.

Exothermic: releasing heat.

Extrude/extruded/extrusion: forced through the shaping die of an extruder; extrusion may have a solid or hollow cross section.

Fabric impression: impression formed on the rubber surface during vulcanization by contact with fabric jacket or wrapper.

Fabricator: the producer of hose assemblies.

Fatigue: the weakening or deterioration of a material occurring when a repetitious or continuous application of stress causes strain, which could lead to failure.

FDA: United States Food and Drug Administration.

FEP: fluorinated ethylene propylene.

Ferrule: a metal cylinder placed over a hose end to affix the fitting to the hose. See braid sleeve, interlocking ferrule, and sleeve.




brass ferrule

Fire sleeve: slip-on or integrally extruded sleeve used to retard the effects of fire in certain applications; most often made with silicone and/or ceramic fiber.

Fitting/coupling: a device attached to the end of the hose to facilitate connection. The following is only a partial list of types of fittings available-

Banjo Fitting - a through bolted designed featuring a hollow circle or "donut" attached to one end of the fitting barb so that the inner diameter is along the hose axis.



barbed inserts

Barbed inserts - for low or medium pressure air, water and fluids. Machined brass with serrated shank; NPT or NPTF male and solid female, and

NPSM swivel female; thread seal to NPT or NPTF female, and ball end or washer seal to NPSM female. Attached with bands or clamps.

Butt Weld Fittings - a hose fitting designed to be permanently welded to a connecting member such as another pipe or a butt weld flange.



Cam & Groove Fittings - a type of fitting that allows connection and disconnection by means of arm(s) or cam(s) on the female fitting. The seal is accomplished by means of a gasket, available in various materials. These fittings are frequently used on product transfer hose assemblies.

Compression Fitting - a fitting style that seals on a mating tube by compressing an internal ferrule against the tube O.D..

Encapsulated Fittings - a metal fitting of various styles usually encased in a thermoplastic or fluoroplastic material by means of molding or coating. Most often done for sanitary purposes or to eliminate corrosion.

Field Attachable Fitting - a fitting designed to be attached to hose without crimping or swaging. This fitting is not always a Reusable type fitting.

Flange Retainer Fittings - a hose fitting flared to a 90° surface, designed to hold a circular rotating flange, such as a slip-on or lap joint style flange.

Flange Style Fittings - pipe flanges and flanged fitting standards are listed under ANSI 816.5. Flanges are rated for pressure and listed as «American Class 150, 300, 400, 600, 900, 1,500 or 2,500». Pressure- Temperature ratings can be obtained by consulting the ANSI specification or ASME 816.5 (American Society of Mechanical Engineers). Designs vary by neck and face style, or other dimensional changes based on use. Various finishes or grooves may be applied to the face for sealing on a gasket or O-ring. Bolt holes and other dimensions are per the ANSI standard.

Slip-on Flange - a flange designed to slip over a flange retainer and float freely in place for bolt alignment. Similar to a lap joint flange except with a very small radius on the face side of the inside diameter to mate with a machined flange retainer. May have a flat or raised face.

Lap Joint Flange - a flange designed to float freely on the flange retainer for bolt alignment. Made with a flat face and having a large radius on the I.D. to mate with a flared pipe style flange retainer.

Threaded Flange - a flange, the inside diameter of which is threaded to attach to a male pipe fitting. A leak proof seal, made with thread sealant, usually does not allow for bolt hole alignment.



Interlocking - for high pressure air and water service, steam, high pressure spray, and LPG service. Plated malleable iron; insert and spud may be either steel or malleable iron; NPT male and female with ground joint or washer seal. Attached with four bolts or two interlocking clamps.




Interlocking Clamp - Heavy duty high pressure applications such as air, steam, water, spray. Malleable iron, plated. Clamps are bolted into position.

Inverted Flare Fitting - a fitting consisting of a male or female nut, trapped on a tube by flaring the end of the tube material to either 37° or 45°.

JIC Fittings - joint Industrial Council (no longer in existence). An engineering group that established an industry standard fitting design incorporating a 37° mating surface, male and female styles. These standards now governed by SAE.

Lined Fitting - any fitting of which the wetted surface or entire fitting is covered with a protective material. The covering process may be by spray coating, molding or by inserting hose liner through the I.D. of fitting and anchoring.



Long Shank - designed for medium pressure air, water, sanitary and liquids in suction or discharge service. Machined brass with serrated shank; NPT or NPTF male and solid female, and NPSM swivel female; thread seal to NPT or NPTF female, and ball end washer seal to NPSM female. Attached with clamps or bands.

Pipe Thread Fittings -

NPT- National Pipe Taper. Pipe thread per ANSI B1.20.1
 NPTF- National Pipe Tapered for Fuels. Same as above except dry-seal per ANSI B1.20.3
 NPSH- National Pipe Straight Hose per ANSI B1.20.7
 NPSM- National Pipe Straight Mechanical. Straight thread per ANSI B1.20.1
 NPSL- National Pipe Straight Loosefit per ANSI B1.20.1
 BSPP, BSPT- British Standard Pipe Parallel, British Standard Pipe Taper. BS21.



Quick Acting - for low to medium pressure; air, water or oil service where frequent and fast connections must be made. Malleable iron plated, stainless steel or bronze. Attached with interlocking clamps or bands.

Quick Connect Fitting - a fitting designed to quickly connect and disconnect. These fittings come in many styles and types.

Reusable Fitting - a fitting designed to be attached and unattached to a hose, allowing all or most of the fitting to be reused.


Sanitary Fittings - a fitting whose seal is accomplished by means of a round gasket in a groove on the face of the fitting. The design eliminates the need for a male and female, since the fitting mates to itself. A re-attachable clamp is also used for coupling.

Bevel Seat - a type of sanitary fitting incorporating a 45° beveled sealing surface. Used in the food and pharmaceutical industries.

Combination Nipple - for low or medium pressure suction and discharge of water, fluids, and material handling. Tubular steel, stainless, malleable



iron, aluminum or brass with serrated shank; NPT male threads, grooved, or beveled for welding. Attached with clamps or bands.



Serrated Nipple - for medium to high pressure air, water, and liquid service. Machined steel and plated; NPT male threads; thread or washer seal. Attached with clamps or bands

Steel Nipple - for medium to high pressure; wide variety of applications. Machined from cold drawn bar steel, heat treated for toughness. Attached with interlocking clamps.



Short Shank - designed for low pressure water and air service. Cast brass with serrated shank; GHT, NPSM or NPT male and HPSH female; washer seal. Attached with clamps or bands.

Split Flange Fitting - a fitting consisting of a flange retainer and a flange of two halves. This design allows the flanges to be installed after the retainer has been attached to the hose, making the flange reusable. SAE Code 61 and 62.

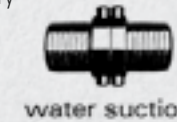


Swaged or crimped - for use on all types of hose where high pressures are used. Couplings consist of swaged fitting shaving serrated steel shanks with ferrules of plated steel. Attached with swaging or crimping equipment.

Tube Fitting - a hose fitting of which the mating end conforms to a tube diameter. The mate or male end of a compression fitting.

2-Bolt Flange Fitting - an elliptical flange with two bolt holes. Typically used in steam applications such as laundry and tire presses.

Water Suction - Heavy duty water discharge and suction service. Malleable iron and/or brass. Attached with clamps or bands.



Flammable gases/liquid/media: a flammable gas, including liquefied gas, is one having a closed cup flash point below +100°F (+37.8°C) and a vapor pressure greater than 25 psi. (174.2 KPa).

Flat spots: flat areas on the surface of cured hose caused by deformation during vulcanization.

Flex cracking: a surface cracking induced by repeated bending and straightening.

Flex life: the relative ability of an article to withstand bending stresses.

Flex life test: a laboratory method used to determine the life of a rubber product when subjected to dynamic bending stresses.

Flow rate: a volume of media being conveyed in a given time period.

Fluid: a gas or liquid medium.

Fluid velocity: the speed of fluid through a cross section expressed in length divided by time.

Fluorocarbon: an organic compound containing fluorine directly bonded to carbon. The ability of the carbon atom to form a large variety of structural chains gives rise to many fluorocarbons and fluorocarbon derivatives.

Fluron®: a registered trademark of ICI. A term descriptive of the family of fluorocarbons and fluorocarbon derivatives in general commercial use. See PTFE.

Fluoropolymer: a high molecular weight (long chain) chemical containing fluorine as a major element.

Free length: the lineal measurement of hose between fittings or couplings.

Frequency: the rate of vibration or flexure in a given time period.

Galvanic corrosion: corrosion that occurs on the less noble of two dissimilar metals in direct contact with each other in an electrolyte, such as water, sodium chloride in solution, sulfuric acid, etc.

GMAW: Gas Metal Arc Weld.

GPM: Gallons per minute.

GTAW: see Tig Weld/GTAW.

Guide (for piping): a device that supports a pipe radially in all directions, but directs movement.

Halar®: Ausimont USA registered trademark. See ECTFE.

Hand built hose: a hose made by hand on a mandrel, reinforced by textile or wire or combination of both.

Hardness: resistance to indentation. See Durometer hardness.

Heat resistance: the property or ability to resist the deteriorating effects of elevated temperatures.

Heat-shrink sleeving: tubular thermoplastic sleeve used for chafe protection or identification. The sleeve is slipped over the hose and shrunk down by the application of heat to fit tightly on the hose.

Helical wire armor/spring guard: an abrasion resistance device.

Helical: used to describe a type of corrugated hose having one continuous convolution resembling a screw thread.


Helix: a shape formed by spiraling a wire or other reinforcement around the cylindrical body of a hose; typically used in suction hose.

Higbee: the thread of a hose coupling, the outermost convolution of which has been removed to such an extent that a full cross section of the thread is exposed, this exposed end being beveled.

Hoop strength: the relative measure of a hose's resistance to collapse of the diameter perpendicular to the hose axis.

Hose: a flexible conduit consisting of a tube, reinforcement, and usually an outer cover.

Hose assembly: see Assembly.



Band clamp: device used to hold a hose onto a fitting.

Band Clamp - use with low or medium pressure and suction service. Pre-formed flat stainless steel, high carbon steel. Attached with special locking band tool.

Double Bolt Clamp - use with low or medium pressure and suction service with large sizes of combination nipples or couplings. Cast malleable iron, plated, and brass. Applied over hose and bolted into position.



Single Bolt Clamp - use with low pressure and suction service on shank couplings, combination nipples, and pipe nipples. Cast malleable iron, plated. Attached by bolting tightly on hose.

Wire Hose Clamp - suitable for medium pressure air, water or general purpose hose; good for hose with helical wire or corrugations; available in larger sizes for pin lug, serrated pipe nipple or combination. Pre-formed round wire made of stainless steel, galvanized steel, copper, bronze or aluminum. Wire ends pulled and crimped with special tool or machine.



Interlocking ferrule: a ferrule, which physically attaches to the fitting preventing the ferrule from sliding off the fitting.

Interstice: a small opening, such as between fibers in a cord or threads in a woven or braided fabric.

IPT: iron pipe threads; a reference to NPT or NPTF.

ISO: International Organization for Standardization.

Jacket: seamless tubular braided or woven ply generally on the outside of hose.

JIC: see Fitting/coupling-JIC.

Kinking: temporary or permanent distortion of the hose induced by bending beyond the minimum bend radius.

Kynar®: ELF Atochem registered trademark. See PVDF.

Lap seam: seam made by placing the edge of one piece of material extended flat over the edge of the second piece of material.

Lap weld (LW): type of weld in which the ends or edges of the metal overlap each other.

Lay: 1) the direction of advance of any point in a strand for one complete turn; (2) the amount of advance of any point in a strand for one complete turn. See Pitch.

Layer: a single thickness of rubber or fabric between adjacent parts.

Leaker: 1) a crack or hole in the tube which allows fluids to escape; 2) a hose assembly which allows fluids to escape at the fittings or couplings.

Life test: a laboratory procedure used to determine the resistance of a hose to a specific set of destructive forces or conditions. See Accelerated life test.

Light resistance: the ability to retard the deleterious action of light.

Lined bolt holes: the bolt holes, which have been given a protective coating to cover the internal structure.

Liner: flexible sleeve used to line the inside diameter of hose when conveying a high velocity media, also prevents erosion.

Live length: see Free length.

LJF (lap joint flange): see Fitting/coupling -Lap Joint Flange.

Long shank: a shank length greater than the nominal diameter, typically two diameters in length, which allows more than a single clamp.

Loop installation: the assembly is installed in a loop or "U" shape, and is most often used when frequent and/or large amounts of motion are involved.

Low temperature flexibility: the ability of a hose to be flexed, bent or bowed at low temperatures without loss of serviceability.

LPG, LP Gas: the abbreviation for liquefied petroleum gas.

MAWP: see pressure, maximum allowable working.

Mandrel: 1) a form, generally of elongated round section used for size and to support hose during fabrications and/

or vulcanization. It may be rigid or flexible; 2) a tapered expanding device, fixed in diameter, which is pulled through a shank of a fitting thus expanding the diameter to exert force on the hose between the shank and ferrule.

Mandrel built: a hose fabricated and/or vulcanized on a mandrel.

Mandrel, flexible: a long, round, smooth rod capable of being coiled in a small diameter. It is used for support during the manufacture of certain types of hose. (The mandrel is made of rubber or plastic material and may have a core of flexible wire to prevent stretching.)

Mandrel, rigid: a non-flexible cylindrical form on which a hose may be manufactured.

Manufacturer's identification: a code symbol used on or in some hose to indicate the manufacturer.

Mass flow rate: the mass of fluid per unit of time passing through a given cross-section of a flow passage in a given direction.

Mean diameter: the midpoint between the inside diameter and the outside diameter of a corrugated/convoluted hose.

Mechanical fitting/reusable fitting: a fitting attached to a hose, which can be disassembled and used again.

Media, medium: the substance(s) being conveyed through a system.

Mender: a fitting or device used to join two sections of hose.

Metal hose: thin wall metal tubing formed into flexible hose with helical or annular ridges and grooves, often braided with stainless steel to increase the operating pressure capability. With fittings welded on, assemblies are used in applications outside temperature range of rubber, thermoplastic and fluoroplastic.

Misalignment: a condition where two parts do not meet true.

NAHAD: the abbreviation for the National Association of Hose & Accessories Distributors.

Necking down: a localized decrease in the cross-sectional area of a hose resulting from tension.

Neoflon®: a registered trademark of Daikin USA.

Neoprene®: a registered trademark of DuPont.

Nipple: the internal member or portion of a hose fitting.

Nitrile rubber (NB/Buna-N): a family of acrylonitrile elastomers used extensively for industrial hose.

Nominal: a size indicator for reference only.

Nomograph: a chart used to compare hose size to flow rate to recommended velocity.

Non-conductive: the inability to transfer an electrical charge.

Non-interlocking ferrule: see Sleeve.

Nozzle end: an end of hose in which both the inside and outside diameters are reduced.

NPT/NPTF: abbreviation for national pipe threads. See fitting/coupling -Pipe Thread Fittings.

Nylon: a family of polyamide materials.

OAL: overall length

O.D.: the abbreviation for outside diameter.

OE/OEM: original equipment manufacturer.

Off-center: see Eccentricity.

Offset-lateral, parallel: the distance that the ends of a hose assembly are displaced in relation to each other as the result of connecting two misaligned terminations in a system, or intermittent flexure required in a hose application.

Oil resistance: the ability of the materials to withstand exposure to oil.

Oil swell: the change in volume of a rubber article resulting from contact with oil.

Open steam cure: a method of vulcanizing in which steam comes in direct contact with the product being cured.

Operating conditions: the pressure, temperature, motion, and environment to which a hose assembly is subjected.

O-ring fitting: a fitting that seals by means of an elastomeric ring of a specified material.

OS&D hose: the abbreviation for oil suction and discharge hose.

Overall length (OAL): the total length of a hose assembly, which consists of the free hose length plus the length of the coupling(s).

Oxidation: the reaction of oxygen on a material, usually evidenced by a change in the appearance or feel of the surface or by a change in physical properties.

Ozone cracking: the surface cracks, checks or crazing caused by exposure to an atmosphere containing ozone.

Ozone resistance: the ability to withstand the deteriorating effects of ozone (generally cracking).

PFA: perfluoralkoxy

Penetration (weld): the percentage of wall thickness of the two parts to be joined that is fused into the weld pool in making a joint.

Performance test (service test): a test in which the product is used under actual service conditions.

Permanent fitting: the type of fitting which, once installed, may not be removed for reuse.

Permeation: the process of migration of a substance into and through another, usually the movement of a gas into and through a hose material; the rate of permeation is specific to the substance, temperature, pressure and the material being permeated.

Pharmacopoeia Class VI: a standard for sanitary fittings, designating the form, fit, function and finish.

Pick: the distance across a group of braid wires from a single carrier, measured along the axis of the hose.

Pig: a mechanical projectile used for cleaning hose.

Pin pricked: perforations through the cover of a hose to vent permeating gases.

Pitch: 1) the distance from one point on a helix to the corresponding point on the next turn of the helix, measured parallel to the axis; 2) the distance between the two peaks of adjacent corrugation or convolution.

Pitted tube: surface depressions on the inner tube of a hose.

Plain ends: fitting ends without threads, groove, or a bevel typically used for welding, as in a flange.

Plaits: an individual group of reinforcing braid wires/strands.

Plating: a material, usually metal, applied to another metal by electroplating, for the purpose of reducing corrosion; typically a more noble metal such as zinc is applied to steel.

Ply: an individual layer in hose construction.

Pneumatic testing: the use of compressed air to test a hose or hose assembly for leakage, twisting, and/or hose change-in-length. NOTE: Use of high pressure air is extremely hazardous.

Polyflon®: a registered trademark of Daikin USA. See PTFE.

Polymer: a macromolecular material formed by the chemical combination of monomers, having either the same or different chemical compositions.

Post-sinter: the technique of re-heating PTFE inner core to process temperature in order to reduce permeability.

Preform: the compressed cylinder of PTFE resin that is used to extrude into raw tubing. Also called a billet.

Pre-production inspection or test: the examination of samples from a trial run of hose to determine adherence to a given specification, for approval to production.

Preset: the process of pressurizing a hose to set the braid and minimize length change in final product.

Pressure: force + unit area. For purposes of this document, refers to PSIG (pounds per square inch gauge).

Pressure drop: the measure of pressure reduction or loss over a specific length of hose.

Pressure, burst: the pressure at which rupture occurs.

Pressure, deformation: the pressure at which the convolutions of a metal hose become permanently deformed.

Pressure, gauge: relative pressure between inside and outside of an assembly.

Pressure, maximum allowable working: the maximum pressure at which a hose or hose assembly is designed to be used.

Pressure, operating: see Pressure, working.

Pressure, proof test: a nondestructive pressure test applied to hose assemblies.

Pressure, pulsating: a rapid change in pressure above and below the normal base pressure, usually associated with reciprocating type pumps.

Pressure, rated working: see Pressure, maximum allowable working.

Pressure, service: see Working pressure.

Pressure, shock/spike: the peak value of a sudden increase of pressure in a hydraulic or pneumatic system producing a shock wave.

Pressure, working: the maximum pressure to which a hose will be subjected, including the momentary surges in pressure, which can occur during service. Abbreviated as WP.

Printed brand: see Brand.

Profile: used in reference to the contour rolled into strip during the process of manufacturing strip wound hose, or the finished shape of a corrugation on/convolution.

Propane: see LPG, LP Gas.

PSI: pounds per square inch.

PTFE: polytetrafluoroethylene, a high molecular weight fluoroplastic polymer with carbon atoms shielded by fluorine atoms having very strong inter atomic bonds, giving it chemical inertness.

Pull off force: the force required to pull the hose from its attachment not generated by the internal pressure.

PVC: polyvinyl chloride. A low cost thermoplastic material typically used in the manufacture of industrial hoses. The operating temperature range is -500°F to +1750°F (-295.5°C to +954.4°C)

PVDF: polyvinylidene fluoride.

Quality conformance inspection or test: the examination of samples from a production run of hose to determine adherence to given specifications, for acceptance of that production.

RAC: Rubber Association of Canada.

Random motion: the uncontrolled motion of a metal hose, such as occurs in manual handling.

Reinforcement: the strengthening members, consisting of either fabric, cord, and/or metal, of a hose. See Ply.

Reusable fitting/coupling: see Fitting/coupling, reusable.

RMA: The Rubber Manufacturers Association, Inc.

SAE: Society of Automotive Engineers.

Safety factor: see Design factor.

Sampling: a process of selecting a portion of a quantity for testing or inspection, selected without regard to quality.

Santoprene®: a registered trademark of Monsanto.

Scale: the oxide in a hose assembly brought about by surface conditions or welding.

Serrations: bumps, barbs, corrugations, or other features that increase the holding power of the device.

Service temperature: see Working temperature

Shank: that portion of a fitting, which is inserted into the bore of a hose.

Shelf/storage life: the period of time prior to use during which a product retains its intended performance capability

Shell: see Ferrule.

Shock load: a stress created by a sudden force.

Short shank: shank length, approximately equal to the nominal diameter, but long enough to allow a single clamp at minimum.

Simulated service test: see Bench test.

Skive: the removal of a short length of cover and/or tube to permit the attachment of a fitting directly over the hose reinforcement.

Sleeve: a metal cylinder, which is not physically attached to the fitting, for the purpose of forcing the hose into the serrations of the fitting.

Smooth bore: a term used to describe the type of inner core in a hose.

Socket: the external member or portion of a hose fitting commonly used in describing screw-together reusable fittings.

Soft end: a hose end in which the rigid reinforcement of the body, usually wire, is omitted.

Specification: a document setting forth pertinent details of a product.

Spiral: a method of applying reinforcement in which there is not interlacing between individual strands of the reinforcement.

Spiral angle: the angle developed by the intersection of the helical strand and a line parallel to the axis of a hose. See braid angle.

Splice: a fitting or device used to join two sections of hose.

Spring guard: a helically wound component applied internally or externally to a hose assembly, used for strain relief, abrasion resistance, collapse resistance.

Squirm: a form of failure where the hose is deformed into an "S" or "U" bend, as the result of excessive internal pressure being applied to unbraided corrugated hose while its ends are restrained or in a braided corrugated hose which has been axially compressed.

Standard: a document, or an object for physical comparison, for defining product characteristics, products, or processes, prepared by a consensus of a properly constituted group of those substantially affected and having the qualifications to prepare the standard for use.

Static bonding: use of a grounded conductive material between fittings to eliminate static electrical charges.

Static conductive: having the capability of furnishing a path for a flow of static electricity.

Static discharge: see Electrostatic discharge.

Static wire: wire incorporated in a hose to conduct static electricity.

Stem: see Nipple.

Stress corrosion: a form of corrosion in metal.

Strip wound: see Interlocked hose.

Surge (spike): a rapid and transient rise in pressure.

Swage: the method of fitting attachment that incorporates a set of die halves designed to progressively reduce the collar or ferrule diameter to the required finish dimension by mechanically forcing the fitting into the mating die.

Swelling: an increase in volume or linear dimension of a specimen immersed in liquid or exposed to a vapor.

Tape wrapped convoluted: a type of flexible hose incorporating layers of tape to form helical ridges and grooves.

Tear resistance: the property of a rubber tube or cover of a hose to resist tearing forces.

Teflon®: a registered trademark of E.I. DuPont. See PTFE, FEP and PFA.

TFE: Polytetrafluoroethylene. See PTFE.

Tig weld/GTAW: the gas tungsten arc welding process sometimes referred to a "shielded arc" or "heliarc."

Traveling loop, Class A Loop: an application wherein the radius remains constant and one end of the hose moves parallel to the other end.

Traveling loop, Class B Loop: a condition wherein a hose is installed in a U-shaped configuration and the ends move perpendicular to each other so as to enlarge or decrease the width of the loop.

Tube: the innermost continuous all-rubber or plastic element of a hose

Tube fitting: see Fitting/coupling- Tube.

Tubing: a non-reinforced, homogeneous conduit, generally of circular cross-section.

Twist: (1) the turns about the axis, per unit of length, of a fiber, roving yarn, cord, etc. Twist is usually expressed as turns per inch; (2) the turn about the axis of a hose subjected to internal pressure.

Unsintered: material that has not undergone primary heat processing.

Vacuum formed convoluted: smooth bore hose that is made flexible by the formation of ridges and grooves during a process that utilizes heat and vacuum to mechanically form convolutions.

Vacuum resistance: the measure of a hoses ability to resist negative gauge pressure.

Velocity resonance: vibration due to the buffeting of a high velocity gas or liquid flow.

Vibration: amplitude motion occurring at a given frequency

Viscosity: the resistance of a material to flow.

Volume change: a change in dimensions of a specimen due to exposure to a liquid or vapor.

Volume swell: see Swelling.

Volumetric expansion: the volume increase of hose when subjected to internal pressure.

Vulcanization: a process during which a rubber compound, through a change in its chemical structure, improves or extends elastic properties over a greater range of temperature.

Weathering: the surface deterioration of a hose cover during outdoor exposure as shown by checking, cracking, crazing and chalking

Wire reinforced: a hose containing wires to give added strength, increased dimensional stability; crush resistance. See Reinforcement.

Working temperature: the temperature range of the application, may include the temperature of the fluid conveyed or the environmental conditions the assembly is exposed to in use.

WP: the abbreviation for working pressure.

Wrapped cure: a vulcanizing process using a tensioned wrapper (usually of fabric) to apply external pressure

The preceding Glossary of Terms, as utilized in the hose industry, includes some definitions from The Hose Handbook, published by the Rubber Manufacturers Association.

verall length (OAL): the total length of a hose assembly, which consists of the free hose length plus the length of the coupling(s).

COVER

The cover is the outermost or visible area of the hose. It is designed to be a protective covering against wear, abrasion, cuts, weather, and the general destructive action encountered in normal service.

BODY OR CARCASS

The body reinforcement is the supporting structure of the hose. It can range from simple to complex combinations and consists of cord, yarn, fabric, wire, or any combination of these.

TUBE OR LINING

The tube is the innermost element of a hose and is compounded to provide resistance to the material being carried. With the wide range of rubber compounds available, a hose can be built to withstand abrasive materials, chemicals, oil and a wide variety of other materials.

THE FOUR BASIC METHODS OF HOSE CONSTRUCTION

Keep in mind that a reference to any one of these types of construction will imply all the characteristics and benefits outlined here plus specific features attained through the proper compounding of rubber, choice materials, and variation in plies and thickness to ensure that each hose is exactly right for the job for which it is designed.

TYPE 1: VERTICAL BRAIDED HOSE

Entire hose length cured in one operation.

- A. Extruded seamless tube
- B. Seamless reinforcing braids of synthetic textile wire—or other material—applied by high-speed vertical or horizontal braiders
- C. Rubber layers between braids establish positive bond between braids when vulcanized
- D. Extruded, seamless cover

Advantages: Flexible. High resistance to kinking. Cover either smooth or wrapped. Available in long, continuous lengths. Excellent tensile strength.

TYPE 2: SPIRAL HOSE

Built by machine with either textile or wire cord reinforcement applied so that each ply is laid at a given angle for maximum dimensional stability.

- A. Extruded or calendared tube
- B. Reinforcement of synthetic textile wire or other material
- C. Rubber layers between reinforcement plies to establish positive bond
- D. Cover

Advantages: Extremely flexible. Smooth bore, uniform tube. High strength with long-length capability.

TYPE 3: HAND-BUILT SPIRALED PLY HOSE

Built by hand on a mandrel. Cured under pressure applied from outside by cloth wraps and steam.

- A. Calendared, or "built-up" tube to fit service
- B. Tailor-made spiral wrapped fabric
- C. Wire reinforcement where needed
- D. Cover stock of selected gauge and compound; wrap cured

Advantages: Craftsman-built to special requirements. Wide variation in sizes, constructions, and materials. Built-in strength to fit most rugged job requirements. Couplings, fittings, nipples, flanges and beaded ends can be built in. Available in lengths up to 50 feet, in sizes up to 18 inches. On larger diameters, consult your Ragco location.

TYPE 4: KNITTED HOSE

- A. Extruded seamless tube
- B. Seamless woven textile jacket
- C. Interwoven wire helix reinforcement where needed
- D. Extruded seamless cover

CARE, MAINTENANCE, AND STORAGE

A hose has a limited life and the user must be alert to signs of impending failure, particularly when the conditions of service include high working pressures and/or the conveyance or containment of hazardous materials. The periodic inspection and testing procedures described here provide a schedule of specific measures, which constitute a minimum level of user action to detect signs indicating hose deterioration or loss of performance before conditions leading to malfunction or failure are reached.

WARNING: Failure to properly follow the manufacturer's recommended procedures for the care, maintenance and storage of a particular hose might result in its failure to perform in the manner intended and might result in possible damage to property and serious bodily injury.

General instructions are also described for the proper storage of a hose to minimize deterioration from exposure to elements or environments that are known to be deleterious to rubber products. Proper storage conditions can enhance and extend substantially the ultimate life of hose products.

GENERAL CARE AND MAINTENANCE OF YOUR HOSE

A hose should not be subjected to any form of abuse in service. It should be handled with reasonable care. Hose should not be dragged over sharp or abrasive surfaces unless specifically designed for such service.

Care should be taken to protect the hose from severe end loads for which the hose or hose assembly were not designed. The hose should be used at or below its rated working pressure; any changes in pressure should be made gradually so as to not subject the hose to excessive surge pressures.

A hose should not be kinked or be run over by equipment. In handling large-size hose, dollies should be used whenever possible; slings or handling rigs, properly placed, should be used to support heavy hoses used in oil suction and discharge service.

GENERAL TEST AND INSPECTION PROCEDURES FOR YOUR HOSE

An inspection and hydrostatic test should be made at periodic intervals to determine if a hose is suitable for continued service. A visual inspection of the hose should be made for loose covers, kinks, soft spots that might indicate broken or displaced reinforcement.

The couplings or fittings should be closely examined and, if there is any sign of movement of the hose from the couplings, the hose should be removed from service. The periodic inspection should include a hydrostatic test for one minute at 150% of the recommended working pressure of the hose. An exception to this would be the woven-jacketed fire hose.*

During the hydrostatic test, the hose should be straight, not coiled or in a kinked position. Water is the usual test medium and, following the test, the hose may be flushed with alcohol to remove traces of moisture. A regular schedule for testing should be followed and inspection records maintained.

* A woven-jacket fire hose should be tested in accordance with the service test provisions contained in the current edition of National Fire Protection Association Bulletin No. 1962 - Standard for the Care, Use and Service Testing of Fire Hose.

CARE, MAINTENANCE, AND STORAGE

STORAGE

Rubber hose products in storage can be affected adversely by temperature, humidity, ozone, sunlight, oils, solvents, corrosive liquids and fumes, insects, rodents and radioactive materials.

The appropriate method for storing a hose depends to a great extent on its size (diameter and length), the quantity to be stored, and the way in which it is packaged. A hose should not be piled or stacked to such an extent that the weight of the stack creates distortions on the lengths stored at the bottom.

Since hose products vary considerably in size, weight, and length, it is not practical to establish definite recommendations on this point. A hose having a very light wall will not support as much load as a hose having a heavier wall or a hose having a wire reinforcement. A hose that is shipped in coils or bales should be stored so that the coils are in a horizontal plane.

Whenever feasible, rubber hose products should be stored in their original shipping containers, especially when such containers are wooden crates or cardboard cartons that provide some protection against the deteriorating effects of oils, solvents, and corrosive liquids; shipping containers also afford some protection against ozone and sunlight.

Certain rodents and insects will damage rubber hose products, and adequate protection from them should be provided.

A cotton-jacketed hose should be protected against fungal growths if the hose is to be stored for prolonged periods in humidity conditions in excess of 70%.

The ideal temperature for the storage of rubber products ranges from 50°To 70° F (10°C to 21°C) with a maximum limit of 100°F (38°C). If stored below 32°F (0°C), some rubber products become stiff and would require warming before being placed in service. Rubber products should not be stored near sources of heat, such as radiators, base heaters, etc.

To avoid the adverse effects of high-ozone concentration, rubber hose products should not be stored near electrical equipment that may generate ozone or be stored for any lengthy period in geographical areas of known high-ozone concentration. Exposure to direct or reflected sunlight, even through windows, should also be avoided. An uncovered hose should not be stored under fluorescent or mercury lamps that generate light waves harmful to rubber.

Storage areas should be relatively cool and dark, and free of dampness and mildew. Items should be stored on a first-in, first-out basis, since even under the best of conditions, an unusually long shelf life could deteriorate certain rubber products.

(From RMA Hose Handbook IP-2 Sixth Edition 1996)

SAFETY WARNING

Before conducting any pressure tests on a hose, provisions must be made to ensure the safety of the personnel performing the tests and to prevent any possible damage to property. Only trained personnel using proper tools and procedures should conduct any pressure tests.

1. Air or any other compressible gas must never be used as the test media because of the explosive action of the hose should a failure occur. Such a failure might result in possible damage to property and serious bodily injury.
2. Air should be removed from the hose by bleeding it through an outlet valve while the hose is being filled with the test medium.
3. The hose to be pressure tested must be restrained by placing steel rods or straps close to each end and at approximate 10 foot (3m) intervals along its length to keep the hose from "whipping" if failure occurs; the steel rods or straps are to be anchored firmly to the test structure, but in such a manner that they do not contact the hose which must be free to move.
4. The outlet end of hose is to be bulwarked so that a blown-out fitting will be stopped.
5. Provisions must be made to protect testing personnel from the forces of the pressure media if a failure occurs.
6. Testing personnel must never stand in front of or in back of the ends of a hose being pressure tested.
7. When liquids such as gasoline, oil, solvent, or other hazardous fluids are used as the test fluid, precautions must be taken to protect against fire or other damage should a hose fail and the test liquid be sprayed over the surrounding area. A hose has a limited life and the user must be alert to signs of impending failure, particularly when the conditions of service include high working pressures and/or the conveyance or containment of hazardous materials. The periodic inspection and testing procedures described here provide a schedule of specific measures that constitute a minimum level of user action to detect signs indicating hose deterioration or loss of performance before conditions leading to malfunction or failure are reached.

WARNING: Failure to properly follow the manufacturer's recommended procedures for the care, maintenance and storage of a particular hose might result in its failure to perform in the manner intended, and might result in possible damage to property and serious bodily injury.

Use this simple acronym to determine the right product for you. Knowledge of your required parameters will help to endure proper function while a hose is in service.

SIZE	Refers to the overall dimensions of the hose required for your particular needs. You'll need to know the hose ID, OD and length. If the assembled length is critical to the hose's application, you may need to determine overall assembled lengths (length including fittings).
TEMPERATURE	Refers to the temperature of the application, which is an important factor, particularly how hot it is. Consider both internal (media and friction) and external (ozone and sunlight) temperatures. Most rubber compounds will naturally begin to break down as it approaches 200° Fahrenheit. There are specially-blended rubber compounds that are made to withstand higher temperatures, such as EPDM and Viton.
APPLICATION	Refers to the environment in which the hose is being used. Is there a direct exposure to sunlight? If so, your customer will need a hose that is made from a compound that has ozone resistance, such as EPDM. Is there direct exposure to oil or petroleum products? If so, your customer will need a hose that is made from a compound that has oil or aromatic resistance, such as NITRILE.
MEDIA	Refers to what product is running through the system. This parameter is important because the media will come in contact with the ID of the hose. Certain rubber compounds are made to withstand particular media. For example, NITRILE is good for oil/petroleum-based products, and GUM is good for abrasives.
PRESSURE	Refers to how much pressure is going through the system. Be aware of any spikes in pressure and allow for these drastic changes in the design and selection of your hose. It is equally important to be aware of the correlation between temperature and pressure. A hose cannot be used at its maximum-rated working pressure and maximum-rated temperature at the same time.
ENDS	Refers to which fittings are needed and how they are to be attached to the hose. A hose assembly is rated for the lesser of the working pressure of the hose and the fittings. So, a 4-inch 200 psi hose with aluminum cam-and-groove fittings double banded on will only be rated for 100 psi.
DELIVERY	Refers to when the assembly is expected on a job.

BEND RADIUS

Bend Radius: The minimum bend radius of a hose is an important factor in hose selection if it will be subject to sharp curvatures in normal use. The bend radius (calculated in a lab environment; applications may vary) is measured as the distance to the inside edge of the hose (not the center line) when making a 90° bend. When bent at too sharp an angle, the reinforcement may be unduly stressed or distorted, thereby shortening the hose life. Textile-reinforced hoses have a tendency to kink as the bend radius is reduced. Generally, a “helix” is used when a hose must withstand severe bends without flattening or kinking.

SPECIAL NOTE: Perhaps more important in determining flexibility in an application, the “force-to-bend” is defined as the amount of stress required to induce bending around a specified bend radius. Some hoses with thick walls, large bores, short lengths, or heavy-duty construction will NOT bend easily without significant physical exertion.

GENERAL FORMULA TO DETERMINE BEND LENGTH

$$\frac{\text{Angle of Bend}}{360^\circ} \times 2\pi r = \text{minimum length of hose to make bend}$$

$r = \text{given bend radius of hose}$

Example: To make a 90° bend with a hose with a 2" I.D. Given $r = 4.5$ inches

$$\frac{90^\circ}{360^\circ} [2 \times 3.14 \times 4.5] = 25 \times 2 \times 3.14 \times 4.5 = 7"$$

TEMPERATURE DE-RATING CHART

The effect of elevated temperature on any hose system is significant and often overlooked. Since the lay line of most hoses indicates the maximum WP and the maximum temperature, it can be assumed the hose assembly will achieve both at the same time. Hot hoses get soft and are more pliable, hampering the ability of the attachment to hold the couplings securely on the hose. Since Campbell's pressure ratings are established by testing at 70°F, we established a separate pressure de-rating chart for elevated temperatures.

ELEVATED TEMPERATURE DE-RATING CHART – DE-RATING FACTOR APPLIES TO HOSE SYSTEM PRESSURE RATINGS										
HOSE TYPE	70°	90°	150°	200°	250°	300°	350°	400°	450°	500°
STEAM	1.00	0.95	0.81	0.68	0.56	0.44	0.32	0.20	0.08	N/R
HOT TAR & ASPHALT	1.00	0.95	0.81	0.68	0.56	0.44	0.32	0.20	0.08	N/R
PVC	1.00	0.82	0.30	N/R	N/R	N/R	N/R	N/R	N/R	N/R
RUBBER	1.00	0.91	0.64	0.42	0.20	N/R	N/R	N/R	N/R	N/R
CHEMICAL	1.00	0.91	0.64	0.42	0.20	N/R	N/R	N/R	N/R	N/R
AIR	1.00	0.91	0.64	0.42	0.20	N/R	N/R	N/R	N/R	N/R
SOFT	1.00	0.91	0.64	0.42	0.20	N/R	N/R	N/R	N/R	N/R

HOW THE DE-RATING CHART WORKS:

The chart lists temperatures across the top and hose type down the left column. Based on your hose system application, locate the appropriate de-rating factor and multiply it by the hose system pressure rating in the pressure chart above.

STEAM HOSE EXAMPLE:

- Hose – ¾" steam hose, rated to 250 psi at 406°F
- Coupling/Attachment – Campbell Viton Seal Ground Joint Couplings with crimp ferule are rated to 1250 psi at 70°F
- Operating temperature – 406°F
- De-rating factor at 406° – .20
- Hose System de-rating – $1250 \times .20 = 250 \text{ psi}^*$

RUBBER HOSE EXAMPLE:

- Hose – 3" air hose rated to 500 psi
- Coupling/Attachment – Long Shank Crimpology Nipple with Long Ferrule rated to 600 psi
- Operating Temperature – 150°F
- De-rating factor – .64
- Hose System de-rating – $600 \text{ psi} \times .64 = 384 \text{ psi}^*$

* After the de-rating is calculated for the fitting and attachment, check maximum working pressure of the hose.

The hose system should never operate at a higher pressure than the lowest-rated component. (Example: 150 psi-rated hose with 500 psi-rated coupling and attachment at 90°F. The de-rating factor is .90. So, the newly calculated pressure rating is $500 \times .90 = 450 \text{ psi}$. Since the hose is rated to 150 psi, then the maximum working pressure of the system is still 150 psi.

On a typical summer day at any construction site, compressors crank out high-pressure air to operate tools and equipment. Between the weather and the compressor motors, the compressed air gets dangerously hot. So hot, that those hoses can no longer safely operate at the intended pressure rating. Our de-rating chart shows that at 150°F, the hose system should operate at 64% of the pressure rating given for 70°F. That's when 500 psi should be 320 psi. Know the safety limits of hoses.

OIL AND GASOLINE RESISTANCE

A rubber hose is used to convey petroleum products both in the crude and refined stages. The aromatic content of refined gasoline is often adjusted to control the octane rating. The presence of aromatic hydrocarbons in this fuel generally has a greater effect on rubber components than do aliphatic hydrocarbons.

Aromatic materials in contact with rubber tend to soften it and reduce its physical properties. For long-lasting service, the buyer of a gasoline hose should inform the hose manufacturer of the aromatic content of the fuel to be handled so that the proper tube compound can be recommended for the specific application.

The effects of oil on rubber depend on a number of factors that include the type of rubber compound, the composition of the oil, the temperature, and time of exposure. Rubber compounds can be classified as to their degree of oil resistance based on their physical properties after exposure to a standard test fluid.

In this RMA classification, the rubber samples are immersed in IRM 903 oil at 100°C for 70 hours. (See ASTM Method 0-471 for a detailed description of the oil and the testing procedure.) As a guide to the user of a hose in contact with oil, the oil-resistance classes and a corresponding description are listed.

PHYSICAL PROPERTIES AFTER EXPOSURE TO OIL

	VOLUME CHANGE MAXIMUM	TENSILE STRENGTH RETAINED
Class A (High oil resistance)	+25%	80%
Class B (Medium/High oil resistance)	+65%	50%
Class C (Medium oil resistance)	+100%	40%

(From RMA Hose Handbook IP-2 Sixth Edition)

CHEMICAL COMPATIBILITY RUBBER

	N	B	C	B	I	C	P	L	W	U
	R	R	R	R	R	R	R	M	M	E
Absorption Oil	X	X	G	E	X	G	X	G	G	G
Acetal	C	C	C	X	G	C	C	G	G	G
Acetaldehyde	C	X	F	X	E	C	G	E	G	G
Acetamide	C	C	G	G	E	G	E	E	E	E
Acetate Solvents	C	X	X	X	C	X	C	E	E	E
Acetic Acid 10%	X	X	G	X	G	G	G	E	G	G
Acetic Acid 30%	X	X	C	G	G	G	G	E	E	E
Acetic Acid 50%	X	X	C	C	G	X	G	E	G	G
Acetic Acid, Glacial	X	X	C	X	G	X	X	G	G	G
Acetic Aldehyde	X	N	N	N	G	X	E	E	E	E
Acetic Anhydride	X	X	G	X	E	G	E	E	G	G
Acetic Ester (Ethyl Acetate)	X	X	X	X	G	X	G	E	E	E
Acetic Ether (Ethyl Acetate)	X	X	X	X	G	C	G	E	E	E
Acetic Oxide (Acetic Anhydride)	X	X	X	X	C	G	G	E	E	E
Acetone	C	C	F	X	E	F	E	E	E	E
Acetone Cyanohydrin	X	X	N	N	G	N	G	E	G	G
Acetophenone	C	X	X	X	E	X	E	G	G	G
Acetyl Acetone	X	X	X	X	G	X	E	E	E	E
Acetyl Chloride	X	X	X	X	C	X	C	G	G	G
Acetyl Oxide	X	N	N	X	E	G	E	E	G	G
Acetyl-P-Toluidine	X	X	N	N	X	N	X	E	E	E
Acetylene	E	E	G	E	E	E	E	E	E	E
Acetylene Dichloride (Dichloroethylene)	X	X	N	N	X	N	X	X	X	X
Acetylene Tetrachloride	X	X	N	N	X	N	X	X	X	X
Acrolein (hydroquinine inhibited)	N	N	N	N	G	N	X	E	E	E
Acrylamide	N	N	N	X	N	N	X	E	E	E
Acrylates (HEA or HPA)	N	N	N	N	N	N	X	E	E	E
Acrylic Acid	N	N	N	N	N	N	N	N	G	G
Acrylonitrile	G	X	X	X	X	X	X	G	G	G
Adipic Acid	N	G	G	G	E	E	G	N	N	N
Aeroshell 7A. 17 Grease	N	N	G	E	N	N	N	N	N	N
Air	E	E	E	E	E	E	E	E	E	E
Air, 300° F	X	X	X	X	N	X	X	N	N	N
Aircraft Hydraulic Oil AA	N	N	N	E	X	N	X	E	N	N
Alachlor (Lasso)	E	N	N	N	N	N	N	E	N	N
Alcohols, Aliphatic	E	G	E	E	E	E	E	E	E	E
Alcohols, Aromatic	C	X	C	C	X	X	X	E	E	E
Alkaline Liquid (NOS)	N	N	N	N	E	E	N	E	N	N
Alk-Tri (Trichloroethylene)	X	N	N	X	X	X	N	E	N	N
Alkyaryl Polyether Alcohol	N	N	N	N	N	N	N	N	E	E
Alkyaryl Sulfonate Alkybenzene Sulfonate	E	N	N	E	N	X	N	E	E	E
Allyl Alcohol	E	G	E	E	E	E	E	E	E	E
Allyl Bromide	X	X	X	X	X	X	X	G	G	G
Allyl Chloride	X	X	X	X	X	X	X	G	G	G
Alpha Methylstyrene	X	X	X	X	X	N	X	G	G	G
Alpha Olefin Sulfonate	E	N	N	N	N	N	N	N	N	N
Alum (Ammonium Potassium Sulfate)	E	E	E	E	E	E	E	E	E	E
Aluminum	E	E	E	E	E	E	E	E	E	E
Aluminum Acetate	E	E	N	N	N	N	N	N	N	N
Aluminum Alkyl	X	X	X	X	X	X	X	X	X	X
Aluminum Bromide	E	E	E	E	E	E	E	E	N	N
Aluminum Chloride	E	E	E	E	E	E	E	E	E	E
Aluminum Chlorohydrate Solution (to 50%)	N	N	N	E	E	N	E	E	E	E
Aluminum Flouride	E	E	E	E	E	E	E	E	E	E
Aluminum Formate	X	N	N	X	G	X	N	E	E	E
Aluminum Hydroxide	E	E	E	E	E	G	E	E	E	E
Aluminum Nitrate	E	E	E	E	E	E	E	E	E	E
Aluminum Phosphate	E	E	E	E	E	E	E	E	E	E
Aluminum Salts	E	E	E	E	E	E	E	E	N	N
Aluminum Sulfate	G	E	E	E	E	E	E	E	E	E
Aminobenzene	N	N	N	N	N	N	N	N	N	G
Aminodimethylbenzene	N	N	N	N	N	N	N	N	N	N
Aminoethanol	G	N	N	G	E	G	N	E	E	E
Aminoethylethanolamine	N	N	N	N	E	N	G	G	E	E
Ammonia, Anhydrous	E	C	E	G	E	G	E	E	E	E
Ammonia Cupric Sulfate	X	N	N	E	E	E	E	E	E	E
Ammonia, Liquid	G	G	E	E	E	E	E	E	E	E
Ammonia, in Water	G	G	G	G	G	G	E	E	E	E
Ammonium Acetate	E	E	G	E	E	E	E	E	E	E
Ammonium Bicarbonate	E	N	N	N	N	N	N	N	N	N
Ammonium Bisulfate (50%)	N	N	N	N	G	N	G	G	G	G
Ammonium Carbonate	E	E	E	C	E	E	E	E	E	E
Ammonium Chloride	E	E	E	E	E	E	E	E	E	E
Ammonium Flouride	E	N	N	N	N	N	N	N	N	N
Ammonium Hydroxide	G	G	E	G	E	G	E	E	E	E
Ammonium Metaphosphate	E	E	E	E	E	E	E	E	E	E
Ammonium Nitrate	G	E	E	E	E	E	E	E	E	E
Ammonium Nitrite	E	E	E	E	E	E	E	E	E	E
Ammonium Persulfate	E	X	E	X	E	E	G	E	E	E
Ammonium Phosphate	E	E	E	E	E	E	E	E	E	E
Ammonium Sulfate	E	E	E	E	E	E	E	E	E	E
Ammonium Sulfide	E	E	E	E	E	E	E	E	E	E
Ammonium Sulfite	E	E	E	E	E	E	E	E	E	E
Ammonium Thiocyanate	E	E	E	E	E	E	E	E	E	E
Ammonium Thiosulfate	E	E	E	E	E	E	E	E	E	E
Amyl Acetate	C	X	X	X	G	X	G	X	X	X
Amyl Acetone	X	X	X	X	G	X	G	E	E	E
Amyl Alcohol	E	E	E	E	E	E	E	E	E	E
Amylamine	C	G	X	C	G	C	X	E	E	E
Amylbenzene	X	X	G	G	X	N	X	G	G	G
Amyl Borate	X	X	C	E	E	C	X	E	E	E
Amyl Chloride	X	X	X	X	X	X	X	E	E	E
Amyl Chloronaphthalene	X	X	X	G	X	X	X	E	E	E
Amyl Napthalene	X	X	X	X	X	X	X	E	E	E
Amyl Oleate	X	X	X	X	G	X	G	E	E	E
Amyl Phenol	X	X	X	X	X	X	X	E	E	E
Amyl Phthalate	X	N	N	X	E	X	N	E	E	E
Anethole	X	X	X	X	X	X	X	G	G	G
Anhydrous Ammonia	X	X	X	X	X	X	X	X	X	X
Aniline	X	X	X	X	E	X	C	E	E	E
Aniline Dyes	C	C	C	C	C	C	G	E	E	E
Aniline Hydrochloride	E	C	X	C	C	X	G	E	E	E
Animal Fats	X	X	G	E	G	F	C	E	E	E
Animal Gelatin	N	N	E	E	N	N	N	N	E	E
Animal Grease	X	X	G	G	C	C	G	E	E	E
Animal Oils	X	X	X	E	G	X	C	E	E	E
Ansul Ether	X	X	X	C	C	X	C	E	E	E
Antifreeze (Ethylene Glycol)	E	E	E	E	E	E	E	E	E	E
Antimony Trichloride	X	X	G	G	E	G	G	E	G	G
Ant Oil (Furfural)	X	X	G	X	X	G	X	E	N	N
Antimony Pentachloride	X	X	X	X	C	X	C	G	G	G
Antimony Salts	N	N	N	G	E	N	E	E	N	N
Aqua Ammonia	G	G	G	G	G	E	E	E	E	E
Aqua Regia	X	X	X	X	X	C	C	X	G	G



WARNING: The following data has been compiled from generally available sources and should not be relied upon without consulting and following the hose manufacturer's specific chemical recommendations. Neglecting to do so might result in failure of the hose to fulfill its intended purpose. This may result in possible damage to property and serious bodily injury.

MATERIAL CONVEYED	HOSE CONSTRUCTION WITH TEMPERATURE							
	PVC (F°)		TPR (F°)		TPE (F°)		POLYURETHANE (F°)	
	68	104	68	104	68	104	68	104
Acetaldehyde	4	4	4	4	4	4	4	4
Acetaldehyde 40%	4	4	4	4	4	4	4	4
Acetate Solvents, crude	4	4	3	4	3	4	3	4
Acetate Solvents, pure	4	4	3	4	3	4	3	4
Acetic Acid 0-1%	1	2	1	2	3	4	4	4
Acetic Acid 20-30%	1	2	1	2	3	4	4	4
Acetic Acid 80%	2	2	1	2	4	4	4	4
Acetic Acid Vapors	1	2	1	2	3	3	4	4
Acetic Acid Glacial	2	3	2	3	4	4	4	4
Acetic Anhydride	4	4					4	4
Acetone	2	3	1	1	3	4	3	4
Acetylene	1	1					1	1
Acrylonitrile	1	2						
Adipic Acid	2	3					4	4
Allyl Alcohol 96%	4	4					4	4
Allyl Chloride	3	3					4	4
Alum	1	1	1	1	1	1	1	1
Aluminum Acetate	2	3						
Aluminum Alkyl	4	4						
Aluminum Chloride	1	1	1	1	1	1	3	3
Aluminum Flouride	1	1	1	1	1	1	1	1
Aluminum Hydroxide	1		1	1	2	2	2	3
Aluminum Nitrate	1	2					1	1
Aluminum Oxochloride	1	1						
Aluminum Phosphate Solution	4	4						
Aluminum Salts	1	1						
Aluminum Sulphate	1	1	1	1	1	1	1	1
Aminoethanol	2							
Ammonia - aqueous	1		1		3		3	4
Ammonia - dry gas	3	4	2		3		3	4
Ammonia - liquid	4	4	3		3		3	4
Ammoniated Latex	1	3						
Ammonium Acetate	1	1						
Ammonium Bicarbonate	1	1						
Ammonium Carbonate	1	1					1	1
Ammonium Chloride Solution	1	1					2	3
Ammonium Flouride 25%	4	4					3	4
Ammonium Hydroxide (30% NH)	4	4					3	4
Ammonium Metaphosphate	1	1					2	2
Ammonium Persulfate	1	1					2	2
Ammonium Nitrate	1	1					2	2
Ammonium Phosphate Solutions	1	1						
Ammonium Sulfate	1	1					1	1
Ammonium Sulfide	1	1	1	1	1	1	1	1
Ammonium Thiocyanate	1	1	1	1	2	2	2	2
Amyl Acetate	4	4						
Amyl Alcohol	1	2	1	2	4	4	4	4
Amyl Chloride	4	4	4	4	4	4		
Aniline	2	3	1	2			4	4
Aniline Chlorohydrate	4	4					4	4
Aniline Hydrochloride	4	4					4	4
Animal Gelatin	1							
Animal Oils	1	1	1	1				
Ant Oil	4	4						
Antifreeze	1	1						
Antimony Chloride	1							
Antimony Salts	1							

MATERIAL CONVEYED	HOSE CONSTRUCTION WITH TEMPERATURE							
	PVC (F°)		TPR (F°)		TPE (F°)		POLYURETHANE (F°)	
	68	104	68	104	68	104	68	104
Antimony Trichloride	1	1					1	1
Apple Sauce/Juice	1	1						
Aqua Ammonia	4	4						
Aqua Regia	3	4	2	3			4	4
Argon, Compressed	4	4						
Aromatic Hydrocarbons	3	3	1	1				
Arsenic Acid 80%	1	2	1	1	4	4	4	4
Arsenic Trichloride	1	1					1	1
Arsenic Trioxide	1							
Arylsulfonic Acid	3	4					4	4
Askarel (Transformer Oil)	4	4						
Asphalt	4	4						
ASTM Fuel Oil # 1	1	1	1	1	2	2	1	1
ASTM Oil No. 2	4	4						
ASTM Fuel Oil # 3	2	3	1	1	2	2	1	1
ASTM Fuel A	2	2	1	1	2	2	1	1
ASTM Fuel B	4	4	1	1	2	3	2	3
ASTM Fuel C	4	4					2	3
Baby Food	1	1						
Baltic Types 100, 150, 200, 300, 500	2							
Barium Carbonate	1	1	1	1	1	1	1	1
Barium Chloride	1	1	1	1	1	1	1	1
Barium Hydroxide	1	1					2	3
Barium Sulfate	1	1	1	1	1	1	1	1
Barium Sulfide	1	1	1	1	1	1	1	1
Barley	1	4						
Basic Copper Arsenate	1							
Beer	1	1						
Beet Sugar - liquor	1	1						
Bellows 80-20 Hydraulic Oil	2							
Benzaldehyde	4	4						
Benzene	4	4						
Benzidine	4	4						
Benzoic Acid	2	3	1	2	4	4	4	4
Benzoic Aldehyde	4	4						
Benzol	4	4	2	3	3	4	3	4
Benzotrithloride	4	4						
Benzyl Alcohol	1							
Benzyl Chloride	4	4						
Berries	1	1						
Bismuth Carbonate	1	1					1	1
Black Liquor	1	1	1	1				
Blast Furnace Gas	4	4						
Bleach 12.5% Active CL	2	3	1	2	3	4	3	4
Borax	1	2	1	1			1	1
Bordeaux Mixture	1	1	1	1				
Boric Acid	1	1	1	1			4	4
Boric Oxide	1							
Boron Trifluoride	1	1					1	1
Brake Fluid (Petroleum Base)	2							
Brake Fluid (Synthetic Base)	2							
Brine	1	1	1	1	3	4	2	3
Bromic Acid	1	2	1	2	3	4	4	4
Bromine - Liquid	4	4	3	4	4	4	4	4
Bromine - Water	4	4	3	4	4	4	4	4
Bromobenzene	4	4						
Bromochloromethane	4	4						
Bromotoluene	4	4						
Bunker Oil	4	4						
Butadiene	3	4						
Butane	1	1	1	1	1	1	1	1
Butanol - Primary	4	4					3	4
Butanol - Secondary	4	4					3	4
Butter	2	3						
Butyl Acetate	1							

MATERIAL CONVEYED	HOSE CONSTRUCTION WITH TEMPERATURE							
	PVC (F°)		TPR (F°)		TPE (F°)		POLYURETHANE (F°)	
	68	104	68	104	68	104	68	104
Butyl Alcohol	1	2	1	2	1	2	3	4
Butyl Cellosolve	4	4	3	4				
Butyl Mercaptan	4	4						
Butyl Phenol	3	4	2	3				
Butyl Stearate	1							
Butylene	1	2	1	1	1	1	1	1
Butyric Acid 20%	3	4	2	3	3	4	3	4
Butynedial	4	4					4	4
Cake Alum Solution	1							
Calcium Arsenate	1							
Calcium Bisulfate	1	1	1	1	1	1		
CalciumBisulfide	2							
Calcium Bisulfite	1	1					1	1
Calcium Carbonate	1	1	1	1	1	1	1	1
CalciumChlorate	1	1	1	1	2	3	2	3
Clacium Chloride	1	1	1	1	3	4	3	4
Calcium Hydrosulfide	2							
Calcium Hydroxide	1	1	1	1	2	3	2	3
Clacium Hypochlorite	1	1	1	1	4	4	4	4
Calcium Metasilicate	1							
Calcium Nitrate	1	1	1	1	1	1	1	1
Calcium Silicate	1							
Calcium Sulfate	1	1	1	1	1	1	1	1
Calcium Sulfide	2							
Cane Sugar Liquors								
Carbolic Acid	4	4						
Carbon Bisulfide	1	1						
Carbon Dioxide	1	1						
Carbon Disulfide	4	4						
Carbon Monoxide	1	1	1	1	1	1	1	1
Carbon Tetrachloride	4	4	2	3	3	4	3	4
Carbolic Acid	4	4						
Carbonic Acid	1	1	1	1	4	4	4	4
Carrots	1	1	1	1	4	4		
Casein	1	2					1	1
Castor Oil	1	1	1	1	1	1	1	1
Catsup	1	2						
Caustic Potash	1	1	1	1	3	4	3	4
Caustic Soda	1	1	1	1	3	4	3	4
Cellosolve	3	4	2	3	2	3	2	3
Cellulose Acetate	1							
Cellulose Butyl	1							
Cheese	1	2						
Cherries	1	1						
China-Wood Oil	2							
Chlordane	2							
Chloracetic Acid	1	4					4	4
Chloral Hydrate	1	1					2	3
Chloric Acid 20%	1	1					4	4
Chlorinated Hydrocarbons	1	1					4	4
Chlorinated Solvents	4	4						
Chlorine Gas - dry	1	1	1	1	4	4	4	4
Chlorine Gas - moist	3	4	2	3	3	4	4	4
Chlorine Trifluoride	4	4						
Chloroacetyl Chloride	1							
Chlorobenzene	4	4						
Chlorobromomethane	4	4						
Chloroethane	4	4						
Chloroform	4	4						
Chloropentane	4	4						
Chloropicrin Mixture	4	4						
Chlorotoluene	4	4						
Chlorox	1							
Chlorsulfonic Acid	3	4					4	4

MATERIAL CONVEYED	HOSE CONSTRUCTION WITH TEMPERATURE							
	PVC (F°)		TPR (F°)		TPE (F°)		POLYURETHANE (F°)	
	68	104	68	104	68	104	68	104
Chocolate	2	3						
Chocolate Syrup	1							
Chromic Chloride	1							
Chrome Alum	1	1	1	1	1	1	1	1
Chromic Acid 25%	2	3	1	2	4	4	4	4
Chromic Acid 50%	2	3	1	2	4	4	4	4
Chromium Trioxide	4	4						
Cider	2							
Citgo FR Fuels	2							
Coal Gas	1							
Coal Tar	4	4	3	3			4	4
Coconut Oil	3	4	1	1	1	1	1	1
Cola Beverage	1	1						
Copper Chloride	1	2	1	1	1	1	1	1
Copper Cyanide	1	1						
Copper Flouride 2%	1	1					1	1
Copper Nitrate	1	2	1	1	1	1	1	1
Copper Sulphate	1	2					1	1
Core Oils	1	1					1	1
Corn Oils	1	2						
Cottonseed Oil	2	3					1	1
Creosole	4	4	3	4	3	4		
Creosote	4	4	3	4				
Cresylic Acid 50%	4	4					4	4
Crude Oil Sour	1	1	1	1	1	1	1	1
Crude Oil Sweet	1	1	1	1	1	1	1	1
Crude Wax	1							
Cupric Chloride	1							
Cupric Cyanide	1							
Cupric Nitrate	1							
Cupric Sulfate	1							
Cyanide, Copper	1							
Cyanide, Silver	1							
Cyanide Sodium	1							
Cyclohexane	4	4						
Cyclohexanol	4	4					3	4
Cyclohexanone	4	4					4	4
Cymene	4	4						
Decanol	4	4						
Deicing Fluid	1	1						
Deminerzalized Water	1	1	1	1	3	4	2	4
Denatured Alcohol	1							
Detergents, synthetic	1	2	1	1				
Developers, photographic	1	1	1	1				
Dextrin	1							
Dextron	2							
Dextrose	1	2	1	1	1	1	1	1
Diacetone	4	4						
Diacetone Alcohol	4	4						
Diammonium Phosphate	1							
Diazinon	2							
Diazo Salts	1	1						
Dibutyl Phthalate	1							
Dibutylamine	4	4						
Dichlorobenzene	4	4						
Dichlorobenzyl Chloride	4	4						
Dichloroethane	4	4						
Dichloroethylene	4	4						
Dichloromethane	4	4						
Diesel Oils	3	4	1	2				
Diethanolamine	2							
Diethyl Ether	2							
Diethyl Ketone	4	4						
Diethyl Oxalate	4	4						



CHEMICAL COMPATIBILITY PLASTIC

MATERIAL CONVEYED	HOSE CONSTRUCTION WITH TEMPERATURE							
	PVC (F°)		TPR (F°)		TPE (F°)		POLYURETHANE (F°)	
	68	104	68	104	68	104	68	104
Diethylene Dioxide	2							
Diethylene Ether	4	4						
Diethylene Glycol	1							
Diglycolic Acid	1	2						
Dihydroxyethyl Ether	1							
Dimethylamine	4	4					4	4
Dimethylbenzene	4	4						
Dimethylcarbonal	2							
Dimethylketone	4	4						
Dioctyl Phthalate	4	4						
Dioctyl Phosphite	4	4						
Dioxane	4	4						
Disodium Phosphate	1	1	1	1	1	1	1	1
Distilled Water	1	1	1	1	3	4	2	4
DMB (Dimethylbenzene)	4	4						
Duro Oils	2							
EDB (Ethylene Dibromide)	4	4						
Eggs	1	1						
Emulsions, photographic	1	1						
Enamels	2							
Essential Oils	2							
Ethanolamine	2							
Ethers	4	4					2	3
Ethyl Acetate	4	4						
Ethyl Acrylate	4	4						
Ethyl Alcohol	2	3						
Ethyl Alcohol 50-98%	3	4						
Ethyl Bromide	4	4						
Ethyl Chloride	4	4	4	4	4	4	4	4
Ethyl Ether	4	4					2	3
Ethyl Ether Acetate	1							
Ethyl Mercaptan	4	4						
Ethyl Methyl Ketone	4	4						
Ethylbutanol	1							
Ethylbutyl Alcohol	1							
Ethylene Bromide	1	4	1	3	4	4	4	4
Ethylene Chlorohydrin	4	4						
Ethylene Dibromide	4	4						
Ethylene Dichloride	4	4					4	4
Ethylene Glycol	1	1	1	1	2	3	2	3
Ethylene Oxide	4	4					4	4
Ethylhexanol	1							
Ethylhexyl Acrylate	4	4						
Ethylhexyl Alcohol	1							
Fatty Acid	2							
Fatty Alcohol, Blend	1							
Ferric Chloride	1	1	1	1	2	3	2	3
Ferric Nitrate	1	1	1	1	1	1	1	1
Ferric Sulphate	1	1	1	1	1	1	1	1
Ferrous Chloride	1	1					1	1
Ferrous Nitrate	2							
Ferrous Sulfate Solution	1							
Fertilizer	2							
Figs	1	1						
Fish Solubles	1	1						
Fixing Solutions, photographic	1	2						
Flour	1	4						
Fluorobac Acid	1	1	1	1	1	1		
Fluorine	4	4					4	4
Fluosilic Acid	4	4						
Foric Acid	1	3					4	4
Formaldehyde Solution (to 50%)	1							
Formalin	1							
Formic Acid 3%	1	2						
Formic Acid 10%	1	2					4	4

* RAGCO supports the autonomy of its locations to select the best products to service their markets. Subtle variations of these specifications may exist. Contact your RAGCO affiliate for confirmation.

CHEMICAL COMPATIBILITY PLASTIC

MATERIAL CONVEYED	HOSE CONSTRUCTION WITH TEMPERATURE							
	PVC (F°)		TPR (F°)		TPE (F°)		POLYURETHANE (F°)	
	68	104	68	104	68	104	68	104
Formic Acid 25%	1	2					4	4
Formic Acid 50%	3	4					4	4
Freon-12	1	2	1	1	1	1	1	1
Fructose	1	1	1	1	1	1	1	1
Fruit Pulps and Juices	1	1					1	1
Fuel Oil	2	3	1	1	1	2	1	1
Fumaric Acid	4	4						
Furan	4	4						
Furfural	4	4					4	4
Furfuryl Alcohol	1	3						
Fusel Oil	1							
Gallic Acid Solution	4	4						
Gasohol	4	4						
Gas - cook oven	2	2	1	2	2	2	2	2
Gas - natural (dry)	1	1	1	1	1	1	1	1
Gas- natural (wet)	1	1	1	1	1	1	1	1
Gasoline	4	4						
Gasoline - refined	3	4	1	1	2	3		
Gasoline, Unleaded	4	4						
Gasoline, White	4	4						
Gelatin	1	1	1	1	1	1	1	1
Gin	1	2						
Ginger Ale	1	1						
Glacial Acetic Acid	4	4						
Glucose	1	1	1	1	1	1	1	1
Glue	1							
Glycerine	1	1	1	1	1	1		
Glycerol	1	1						
Glycol	1	1	1	1	2	2	1	1
Glycolic Acid 30%	1	1					4	4
Grape Juice	1	1						
Grapefruit Juice	1	1						
Grease	1							
Green Liquor (paper)	1	1						
Heptachlor	4	4						
Heptane	3	4	1	2	1		1	
Heptanol	1							
Hexane	3	4						
Honey	1	1						
HPO (Sodium Thiosulfate)	1							
Hydraulic Fluid	1							
Hydraulic Fluid HF-18, HF-20	2							
Hydrazine	4	4						
Hydro-Drive Oil (houghton)	2							
Hydrobromic Acid	4	4						
Hydrochloric Acid 10%	1	1	1	1	4	4	4	4
Hydrochloric Acid 48%	3	4					4	4
Hydrocyanic Acid	4	4						
Hydrofluoric Acid 4%	2	3					4	4
Hydrofluoric Acid 10%	3	3					4	4
Hydrofluoric Acid 48%	3	4					4	4
Hydrofluoric Acid 60%	3	4					4	4
Hydrofluosilicic Acid	4	4					4	4
Hydrogen	1	2	1	1	1	1	1	1
Hydrogen Bromide (Dry) (liquid)							1	1
Hydrogen Cyanide	1	1					4	4
Hydrogen Peroxide	4	4						
Hydrogen Peroxide 12%	1	2	1	1	2	3		
Hydrogen Peroxide 50%	1	3	1	2	3	4	2	3
Hydrogen Peroxide 90%	4	4	3	4	4	4	4	4
Hydrogen Phosphide	1	3						
Hydrogen Sulfide - Aqueous Solution	1	1						
Hydrogen Sulfide - Dry	1	1						
Hydrolube (water glycol)	1	1						
Hydrolubric Oil	2							

* RAGCO supports the autonomy of its locations to select the best products to service their markets. Subtle variations of these specifications may exist. Contact your RAGCO affiliate for confirmation.



CHEMICAL COMPATIBILITY PLASTIC

MATERIAL CONVEYED	HOSE CONSTRUCTION WITH TEMPERATURE							
	PVC (F°)		TPR (F°)		TPE (F°)		POLYURETHANE (F°)	
	68	104	68	104	68	104	68	104
Hydroquinone Solution	2							
Hydroxylamine Sulfate	1	1						
Hypochlorous Acid	1	1					3	4
Iodine	4	4						
Iron Acetate Liquor	1							
Iron Salts	1							
Iron Sulfate Solution	1							
Isobutanol	2							
Isobutyl Alcohol	2							
Isooctane	4	4						
Isopropanol	2							
Isopropyl Acetate	4	4						
Isopropyl Alcohol	1	2	1	1	3	4		
Isopropyl Ether	4	4						
JP 3, 4, 5	4	4	2	3	3	3	2	3
Jelly	1	1						
Jet Fuel - All Types	4	4						
Karo Syrup	1	1						
Kerosene	4	4	1	1	1	1	1	2
Ketones	4	4						
Kraft Liquor (paper)	1	1						
Lacquer Thinner	3	4	2	2	3	3	2	
Lactic Acid 28%	1	1					4	4
Lard	2	3						
Lard Oil	1	2					1	2
Latex Paint	1							
Lauric Acid	1	1	1	1	3	4	3	4
Lauryl Chlorite	1	1					1	2
Lauryl Sulfate	1	1						
Lead Acetate	1	1	1	1	1	1	1	1
Lead Nitrate Solution	1							
Lead, Tetraethyl	1							
Lemon Juice	1	2						
Ligroin	4	4						
Lime Chlorinated	2							
Lime, sulfur	1	1						
Linoleic Acid	1							
Linseed Oil	1	1	1	1	1	1	1	1
Liquid Soap	2							
Liquors	1	2						
Lubricating Oils	4	4	1	1	1	1	1	1
Machine Oil under 135°F	2							
Magnesium Carbonate	1	1	1	1	1	1	1	1
Magnesium Hydroxide	1	1	1	1	3	4	2	3
Magnesium Nitrate	1	1					1	1
Magnesium Sulfate Solution	1							
Malathion	1							
Maleic Acid Solution	4	4						
Manganese Salts	1							
Manganese Sulfate Solution	1							
Mayonnaise	1	1						
MBK (Methyl Butyl Ketone)	4	4						
MEA (Ethanolamine)	2							
MEK (Ethyl Methyl Ketone)	4	4						
Mercuric Chloride	2	2	1	1	2	3	2	3
Mercuric Chloride Solution	2							
Mercuric Cyanide	2	2						
Mercuric Nitrate	2	2					2	2
Mercury	2	2						
Mesitylene	4	4						
Mesityl Oxide	4	4						
Mesitylene	4	4						
Methanol	4	4	4	4	4	4	4	4
Methyl Acetate	4	4						
Methyl Acetone	1							

CHEMICAL COMPATIBILITY PLASTIC

MATERIAL CONVEYED	HOSE CONSTRUCTION WITH TEMPERATURE							
	PVC (F°)		TPR (F°)		TPE (F°)		POLYURETHANE (F°)	
	68	104	68	104	68	104	68	104
Methyl Alcohol	3	4	2	3	3	4	4	4
Methyl Bromide	4	4						
Methyl Butanethiol	4	4						
Methyl Butanol	1							
Methyl Chloride	4	4					4	4
Methyl Chloroform	4	4						
Methyl Cyanide	1							
Methyl Ethyl Ketone	4	4	2	3	3	4		
Methyl Isobutyl Ketone	4	4						
Methyl Isobutyl Ketone	4	4						
Methyl Isopropyl Ketone	4	4						
Methyl Methacrylate	1							
Methyl Methacrylate Monomer	4	4						
Methyl Propyl Ketone	4	4						
Methyl Sulfate	1							
Methylamine	4	4						
Methylaniline	4	4						
Methylene Bromide	4	4						
Methylene Chloride	4	4						
Methylene Dichloride	4	4						
Milk	1	1					1	1
Mineral Oils	1	2	1	1	1	1	1	1
Molasses	1	1	1	1	1	1	1	1
Monochlorobenzene	4	4						
Monomethylamine	4	4						
Monosodium Phosphate	1							
Motor Oil	3							
Muriatic Acid	4	4						
N-Octane	4	4						
Naphthenic Acid	1							
Naphtha	4	4	1	1				
Naphthalene	3	4	1	1				
Nickel Chloride Solution	1	1					1	1
Nickel Nitrate Solution	2						1	1
Nickel Plating Solution	4	4						
Nickel Salts	2							
Nickel Sulfate Solution	1							
Nicotine	1	1					1	1
Nicotine Acids	1	2	1	1	3	4	3	4
Nicotine Salts	1							
Niter Cake	1							
Nitric Acid 10%	1	2		1	4	4	4	4
Nitric Acid 40%	2	3	1	1	4	4	4	4
Nitric Acid 60%	3	4	2	3	4	4	4	4
Nitric Acid 68%	3	4	2	3	4	4	4	4
Nitric Acid 70%	4	4	3	3	4	4	4	4
Nitrobenzene	4	4					4	4
Nitrogen	1							
Nitrogen Oxide	4	4						
Nitromethane	4	4						
Nitrous Acid (up to 10%)	1							
Nitrous Oxide	1	1					1	1
Oats	1	4						
Octadecanoic Acid	1							
Octanol	2							
Octyl Alcohol	2							
Oil of Turpentine	1							
Oils, Animal	2							
Oils, Mineral	4	4						
Oils, Petroleum	1	2	1	1	1	1	1	1
Oleic Acid	2	3	1	1	4	4	4	4
Oleum	4	4	4	4	4	4	4	4
Olive Oil	2	2						
Ortho-Dichlorobenzene	4	4						

* RAGCO supports the autonomy of its locations to select the best products to service their markets. Subtle variations of these specifications may exist. Contact your RAGCO affiliate for confirmation.

* RAGCO supports the autonomy of its locations to select the best products to service their markets. Subtle variations of these specifications may exist. Contact your RAGCO affiliate for confirmation.



CHEMICAL COMPATIBILITY PLASTIC

MATERIAL CONVEYED	HOSE CONSTRUCTION WITH TEMPERATURE							
	PVC (F°)		TPR (F°)		TPE (F°)		POLYURETHANE (F°)	
	68	104	68	104	68	104	68	104
Ortho-xylene	4	4						
Oxalic Acid	4	4						
Oxygen	1	1					1	1
Ozone	3	4						
Paint	1							
Para formaldehyde	1	2						
Paraffin	1	2						
Palmitic Acid 10%	1	2					4	4
Palmitic Acid 70%	3	4					4	4
Peaches	1	1						
Peanut Butter	1	2						
Peanut Oil	2							
Peas	1	1						
Pentachlorophenol in Oil	4	4						
Pentane	3	4						
Pentanone	4	4						
Pentasol	2							
Perchloric acid	4	4						
Perchloroethylene	4	4						
Petrol	4	4						
Petroleum Ether	3	3	1	1				
Petroleum Naptha	4	4						
Petroleum Oils (Refined)	1							
Petroleum Oils (Sour)	2							
Phenol	4	4						
Phenol Acid	4	4						
Phenyl Chloride	4	4						
Phenolhydrazine	4	4						
Phenolhydrazine Hydrochloride	3	4						
Phosgene (gas)	1	2						
Phosgene (liquid)	4	4						
Phosphorous (yellow)	2	3						
Phosphorous Pentoxide	4	4						
Phosphorous Trichloride	1	1					1	1
Phosphorous Trichloride	1	1					1	1
Photographic Chemicals	1	1					1	2
Photographic Fixing Solutions	1							
Picric Acid	4	4	4	4	4	4	4	4
Pinene	4	4						
Pitch	2	3	1	1				
Plating Solutions	1	2					1	1
Polyethylene Glycol	2							
Potash	1							
Potassium Acetate	1							
Potassium Acid Sulfate	1	1					1	1
Potassium Antimonate	1	1					1	1
Potassium Bicarbonate	1	1	1	1	1	1	1	1
Potassium Bichromate	1	1					1	1
Potassium Bisulfate	1							
Potassium Bisulfite	1	1					1	1
Potassium Borate 1%	1	1					1	1
Potassium Bisulfate	1							
Potassium Bromate 10%	1	1	1	1	1	1	1	1
Potassium Bromide	1	1	1	1	1	1	1	1
Potassium Carbonate	1							
Potassium Chlorate	1							
Potassium Chloride	1	1	1	1	1	2	1	2
Potassium Chromate	1						2	2
Potassium Cuprocyanide	1							
Potassium Cyanide	1	1	1	1	1	1	1	1
Potassium Dichromate	1	1					2	2
Potassium Ferrocyanide	1	1					1	1
Potassium Fluoride	1	1	1	1	1	2		
Potassium Hydrate	2							
Potassium Hydroxide	1	1						

CHEMICAL COMPATIBILITY PLASTIC

MATERIAL CONVEYED	HOSE CONSTRUCTION WITH TEMPERATURE							
	PVC (F°)		TPR (F°)		TPE (F°)		POLYURETHANE (F°)	
	68	104	68	104	68	104	68	104
Potassium Hypochlorite	2	3					4	4
Potassium Iodide	1							
Potassium Nitrate	1	1	1	1	1	1	1	1
Potassium Perborate	1	1	1	1	1	1	1	1
Potassium Perchlorite	1	1					2	3
Potassium Permanganate	4	4						
Potassium Persulfate	1							
Potassium Sulfate	1							
Potassium Sulfide	1	1	1	1	1	1	1	1
Potassium Sulfite	2							
Potassium Thiosulfate	1							
Potatoes	1	1						
Propane	1	1	1	1	1	1	1	1
Propargyl Alcohol	1	1						
Propyl Alcohol	1	2	1	1	2	3	2	3
Propylene Dichloride	4	4					4	4
Propylene Glycol	1						4	4
Prune Juice	1	1						
Puropale RX Oils	2							
Pyrene	4	4						
Pyrethrum	2							
Pyridine	4	4						
Pyrogard C, D	2							
Red Oil	2							
Regal Oils R&O	2							
Richfield A Weed Killer	1	2						
Rubilene Oils	2							
Salicylic Acid	1							
Salt Water	1	1	1	1	2	3	2	4
Sauerkraut	2							
Selenic Acid	1	2					4	4
Sewage	2							
Shortening	2	3						
Silicic Acid	1	1					4	4
Silicone Greases	2							
Silicone Oils	2							
Silver Cyanide	1	1					1	1
Silver Nitrate	1	1	1	1	1	1		
Silver Plating Solution	1	2	1	1	1	1	1	1
Skydrol 500A & 7000	4	4						
Soap	1	1	1	1	2	3	2	4
Soda Ash	1							
Soda Water	1	1						
Sodium Acetate	1	1					1	1
Sodium Alimate Solution	2							
Sodium Arsenite	1	1					1	1
Sodium Benzoate	1	2	1	1	1	1	1	1
Sodium Bicarbonate	1	1	1	1	1	1	1	1
Sodium Bichromate Solution	2							
Sodium Bisulfite	1							
Sodium Borate	1							
Sodium Bromide	1	1	1	1	1	2	1	2
Sodium Carbonate (soda ash)	1	1	1	1	1	2	1	1
Sodium Chlorate	2	3	1	2	3	3	2	2
Sodium Chloride	1	1	1	1	1	2	1	2
Sodium Chlorite Solution	2							
Sodium Chromate	2							
Sodium Cyanide	1	1	1	1	1	1	1	1
Sodium Dichromate	1	2	1	2	1	2	1	2
Sodium Ferricyanide	1	1					1	1
Sodium Ferrocyanide	1	1					1	1
Sodium Fluoride (70%)	1	1					1	2
Sodium Hydrate	2							
Sodium Hydrochlorite	2							
Sodium Hydrosulfide	1							

* RAGCO supports the autonomy of its locations to select the best products to service their markets. Subtle variations of these specifications may exist. Contact your RAGCO affiliate for confirmation.

* RAGCO supports the autonomy of its locations to select the best products to service their markets. Subtle variations of these specifications may exist. Contact your RAGCO affiliate for confirmation.



CHEMICAL COMPATIBILITY PLASTIC

MATERIAL CONVEYED	HOSE CONSTRUCTION WITH TEMPERATURE							
	PVC (F°)		TPR (F°)		TPE (F°)		POLYURETHANE (F°)	
	68	104	68	104	68	104	68	104
Sodium Hydrosulfite	2							
Sodium Hydroxide 10%	1	1	1	1	3	4	3	4
Sodium Hydroxide 35%	1	2	1	1	4	4	4	4
Sodium Hydroxide 50%	1	3	1	2				
Sodium Hypochlorite (20%)	1	1					4	4
Sodium Hyposulfate	1							
Sodium Metaphosphate	1							
Sodium Nitrate	1	1					1	1
Sodium Nitrite	1	1					1	1
Sodium Peroxide	1							
Sodium Phosphate	1							
Sodium Phosphate Acid	2	2	1	2	4	4		
Sodium Silicate	1							
Sodium Sulfate	1							
Sodium Sulfhydrate	2							
Sodium Sulfide	1	1					1	1
Sodium Sulfite	1	1					1	1
Sodium Sulphrydate	2							
Sodium Thiosulfat	1	1					1	2
Solnus Oils	1							
Sour Crude Oil	4	4						
Soya Beans	1	4						
Soya Oil	1	3						
Soybean Oil	1	1						
Spent Acid	4	4						
Spinach	1	1						
Squash	1	1						
Stannic Chloride	2							
Stannis Chloride	1	1	1	1	1	2	1	2
Starch	1							
Starch Gum	1							
Stearic Acid	1							
Stoddard Solvent	2							
Straight Synthetic Oils	2							
Styrene	4	4						
Sugar - all forms	1	1						
Sulfamic Acid	4	4						
Sulfate Liquors under 150° F	1							
Sulfur	2	2						
Sulfur Chloride	2							
Sulfur Dioxide (dry)	1							
Sulfur Dioxide (liquid)	4	4						
Sulfur Hexafluoride (Gas)	2							
Sulfur Trioxide	1							
Sulfuric Acid 10%	1	2	1	1	3	4	3	4
Sulfuric Acid 70%	1	2	1	1	4	4	4	4
Sulfuric Acid 95%	3	3	1	2	4	4	4	4
Sulfurous Acid	2	3	1	2	4	4	4	4
Sulphur Dioxide Gas - dry	1	1						
Sulfur Dioxide Gas - wet	4	4						
Sulfur Dioxide - Liquid	3	4						
Sun R&O Oils	2							
Suntac HP Oils	2							
Suntac WR Oils	2							
Sunvis Oils 700, 800, 900	2							
Synthetic Oil (Citgo)	2							
Tall Oil	4	4						
Tallow	2							
Tannic Acid	1	1	1	1	3	4	3	4
Tanning Liquors	1	1						
Tar Oil	2							
Tartaric Acid	1	2	1	1	2	3	3	4
TEA (Triethanolamine)	2	3						
Tellus Oils	2							

* RAGCO supports the autonomy of its locations to select the best products to service their markets. Subtle variations of these specifications may exist. Contact your RAGCO affiliate for confirmation.

CHEMICAL COMPATIBILITY PLASTIC

MATERIAL CONVEYED	HOSE CONSTRUCTION WITH TEMPERATURE							
	PVC (F°)		TPR (F°)		TPE (F°)		POLYURETHANE (F°)	
	68	104	68	104	68	104	68	104
Tenol Oils	2							
Terpineol	2							
Tetrachloroethane	4	4						
Tetraethyl Lead	2	3						
Tetrahydrofuran	4	4						
Tetrahydroxydicyclopentadiene	4	4						
THF (Tetrahydrofuran)	4	4						
Thionyl Chloride	4	4					4	4
Tin Chloride	1	1	1	1	1	1		
Titanium Tetrachloride	1	4					3	4
Toluene	4	4	2	2	3	4		
Toluol	4	4						
Tomatoes	1	1						
Tributyl Phosphate	4	4						
Trichloroethylene	4	4					3	4
Trichloroethane	4	4						
Tricresyl Phosphate	4	4					4	4
Triethanolamine	3	4						
Triethylamine	2	3						
Trihydroxybenzoic Acid	4	4						
Trimethylbenzene	4	4						
Trimethyl Propane	3	4						
Trinitrophenol	1							
Trisodium Phosphate	1	1	1	1	1	1	1	1
Tung Oil	2							
Turpentine	3	4	1	1	2	3	1	2
Ucon Hydrolube Types 150CP, 200CP	2							
Ucon Hydrolube Types 275CP,300CP, 550CP	2							
Ucon M1	2							
Union Hydraulic Tractor Fluid	2							
Urea	1	2	1	1	1	1	1	1
Urine	1	1	1	1	1	1	1	1
Varnish	4	4	1	1	1	2	1	2
Vegetable Oils	2	3						
Versilube F-50, F-44	2							
Vinegar	1	2					2	3
Vinyl Acetate	4	4					4	4
Vinyl Chloride	4	4						
Vinyl Trichloride	4	4						
Vitrea Oils	2							
Vodka	1	2						
Water Acid - mine water	1	1	1	1	3	4	2	4
Water in Oil Emulsions	1							
Water - distilled	1	1	1	1	3	4	2	4
Water - fresh	1	1	1	1	3	4	2	4
Water - salt	1	1	1	1	3	4	2	4
Whiskey	1	2						
White Gasoline	1	1	1	1	1	2	1	2
White Liquor (paper)	1	1						
Wines	1	2						
Wood Oil	1							
Xylene	4	4	1	1	2	3	2	3
Xylol	4	4	1	1	2	3	2	3
Yeast	1	2						
Yogurt	1	2						
Zeric	2							
Zinc Acetate	1							
Zinc Chloride Solutions	1							
Zinc Chromate	1	1	1	1	1	1	1	1
Zinc Cyanide	1	1	1	1	1	1	1	1
Zinc Hydrate	1							
Zinc Nitrate	1	1	1	1	1		1	1
Zinc Sulfate	1	1	1	1	1	1	1	1

* RAGCO supports the autonomy of its locations to select the best products to service their markets. Subtle variations of these specifications may exist. Contact your RAGCO affiliate for confirmation.



METRIC CONVERSIONS

INCHES		METRIC
FRACTIONAL	DECIMAL	MM
	0.0039	0.1
	0.0079	0.2
	0.0118	0.3
1/64	0.0156	0.3969
	0.0157	0.4
	0.0197	0.5
	0.0236	0.6
	0.0276	0.7
3/64	0.0313	0.7938
	0.0315	0.8
	0.0354	0.9
	0.0394	1
	0.0433	1.1
	0.0469	1.1906
	0.0472	1.2
	0.0512	1.3
	0.0551	1.4
	0.0591	1.5
1/16	0.0625	1.5875
	0.063	1.6
	0.0669	1.7
	0.0709	1.8
	0.0748	1.9
5/64	0.0781	1.9844
	0.0787	2
	0.0827	2.1
	0.0866	2.2
	0.0906	2.3
3/32	0.0938	2.3813
	0.0945	2.4
	0.0984	2.5
7/64	0.1094	2.7781
	0.1181	3
1/8	0.125	3.175
	0.1378	3.5
9/64	0.1406	3.5719
5/32	0.1563	3.9688
	0.1575	4
10/64	0.1719	4.3656
	0.1772	4.5
3/16	0.1875	4.7625

INCHES		METRIC
FRACTIONAL	DECIMAL	MM
.	0.1969	5
13/64	0.2031	5.1594
.	0.2165	5.5
7/32	0.2188	5.5563
15/64	0.2344	5.9531
.	0.2362	6
1/4	0.25	6.35
.	0.2559	6.5
17/64	0.2656	6.7469
.	0.2756	7
9/32	0.2813	7.1438
.	0.2953	7.5
19/64	0.2969	7.5406
5/16	0.3125	7.9375
.	0.315	8
21/64	0.3281	8.3344
.	0.3346	8.5
9/32	0.3438	8.7313
.	0.3543	9
23/64	0.3594	9.1281
.	0.374	9.5
3/8	0.375	9.525
25/64	0.3906	9.9219
.	0.3937	10
13/32	0.4063	10.3188
.	0.4134	10.5
27/64	0.4219	10.7156
.	0.4331	11
7/16	0.4375	11.1125
.	0.4528	11.5
29/64	0.4531	11.5094
15/32	0.4688	11.9063
.	0.4724	12
31/64	0.4844	12.3031
.	0.4921	12.5
1/2	0.5	12.7
.	0.5118	13
33/64	0.5156	13.0969
17/32	0.5313	13.4938
.	0.5315	13.5
35/64	0.5469	13.8906

INCHES		METRIC
FRACTIONAL	DECIMAL	MM
.	0.5512	14
9/16	0.5625	14.2875
.	0.5709	14.5
37/64	0.5781	14.6844
.	0.5906	15
19/32	0.5938	15.0813
39/64	0.6094	15.4781
.	0.6102	15.5
5/8	0.625	15.875
.	0.6299	16
41/64	0.6406	16.2719
.	0.6496	16.5
21/32	0.6563	16.6688
.	0.6693	17
43/64	0.6719	17.0656
11/16	0.6875	17.4625
.	0.689	17.5
45/64	0.7031	17.8594
.	0.7087	18
23/32	0.7188	18.2563
.	0.7283	18.5
47/64	0.7344	18.6531
.	0.748	19
3/4	0.75	19.05
49/64	0.7656	19.4469
.	0.7677	19.5
25/32	0.7813	19.8438
.	0.7874	20
51/64	0.7969	20.2406
.	0.8071	20.5
13/16	0.8125	20.6375
.	0.8268	21
53/64	0.8281	21.0344
27/32	0.8438	21.4313
.	0.8465	21.5
55/64	0.8594	21.8281
.	0.8661	22
7/8	0.875	22.225
.	0.8858	22.5
57/64	0.8906	22.6219
.	0.9055	23

INCHES		METRIC
FRACTIONAL	DECIMAL	MM
29/32	0.9063	23.0188
59/64	0.9219	23.4156
.	0.9252	23.5
15/16	0.9375	23.8125
.	0.9449	24
61/64	0.9531	24.2094
.	0.9646	24.5
31/32	0.9688	24.6063
.	0.9843	25
63/64	0.9844	25.0031
1	1	25.4
.	1.0039	25.5
.	1.0236	26
.	1.0433	26.5
.	1.063	27
.	1.0827	27.5
.	1.1024	28
.	1.122	28.5
.	1.1417	29
.	1.1614	29.5
.	1.1811	30
.	1.2205	31
1 1/4	1.25	31.75
.	1.2598	32
.	1.2992	33
.	1.3386	34
.	1.378	35
.	1.4173	36
.	1.4567	37
.	1.4961	38
1 1/2	1.5	38.1
.	1.5354	39
.	1.5748	40
.	1.6142	41
.	1.6535	42
.	1.6929	43
.	1.7323	44
1 3/4	1.75	44.45
.	1.7717	45
.	1.811	46
.	1.8504	47

INCHES		METRIC
FRACTIONAL	DECIMAL	MM
.	1.8898	48
.	1.9291	49
.	1.9685	50
2	2	50.8
.	2.0079	51
.	2.0472	52
.	2.0866	53
.	2.126	54
.	2.1654	55
.	2.2047	56
.	2.2441	57
2 1/4	2.25	57.15
.	2.2835	58
.	2.3228	59
.	2.3622	60
.	2.4016	61
.	2.4409	62
.	2.4803	63
2 1/2	2.5	63.5
.	2.5197	64
.	2.5591	65
.	2.5984	66
.	2.6378	67
.	2.6772	68
.	2.7165	69
2 3/4	2.75	69.85
.	2.7559	70
.	2.7953	71
.	2.8346	72
.	2.874	73
.	2.9134	74
.	2.9528	75
.	2.9921	76
3	3	76.2
.	3.0315	77
.	3.0709	78
.	3.1102	79
.	3.1496	80
.	3.189	81
.	3.2283	82
.	3.2677	83

INCHES		METRIC
FRACTIONAL	DECIMAL	MM
.	3.3071	84
.	3.3465	85
.	3.3858	86
.	3.4252	87
.	3.4646	88
3 1/2	3.5	88.9
.	3.5039	89
.	3.5433	90
.	3.5827	91
.	3.622	92
.	3.6614	93
.	3.7008	94
.	3.7402	95
.	3.7795	96
.	3.8189	97
.	3.8583	98
.	3.8976	99
.	3.937	100
4	4	101.6
.	4.3307	110
4 1/2	4.5	114.3
.	4.7244	120
5	5	127
.	5.1181	130
.	5.1118	140
.	5.9055	150
6	6	152.4
.	6.2992	160
.	6.6929	170
.	7.0866	180
.	7.4803	190
.	7.874	200
8	8	203.2
.	9.8425	250
10	10	254
20	20	508
30	30	762
40	40	1016
60	60	1524
80	80	2032
100	100	2540

